

WASHINGTON MYSTICS GAME NOTES








[8] WASHINGTON MYSTICS (9-13) at [5] PHOENIX MERCURY (13-9)

Bradenton, FL • Tuesday, September 15, 2020 • 9:00 PM ET
First Round 2020 WNBA Playoffs • TV: ESPN2



Probable Starters

G 5		HT: 5-5 WT: 138 FROM: Utah	PPG: 9.5 APG: 5.4 RPG: 2.8	Last Game:
				<ul style="list-style-type: none"> • 7 points, 7 assists • Ranked fourth in assists per game this season
G 1		HT: 6-0 WT: 175 FROM: NC State	PPG: 5.5 APG: 1.1 RPG: 3.0	Last Game:
				<ul style="list-style-type: none"> • Tied a career-best 11 points • Scored 10+ points on four occasions
F 7		HT: 5-8 WT: 167 FROM: Texas	PPG: 14.8 APG: 2.4 RPG: 2.9	Last Game:
				<ul style="list-style-type: none"> • Tied a career-best 26 points on 9/13 at ATL • Totaled five 20+ point games during the season
F 33		HT: 6-4 WT: 191 FROM: Belgium	PPG: 13.0 APG: 4.5 RPG: 5.3	Last Game:
				<ul style="list-style-type: none"> • 14 points, 7 assists, 3 rebounds • Totaled nine games of 5+ assists this season
F 2		HT: 6-1 WT: 200 FROM: Louisville	PPG: 17.0 APG: 2.6 RPG: 8.9	Last Game:
				<ul style="list-style-type: none"> • 16 points, 10 rebounds • Totaled 10 double-doubles on the season • Joins Stewart (SEA) and Wilson (LVA) as the only players to average 17/8 this season.

REGULAR SEASON SCHEDULE

Date	Opponent	Time/Result	Record/TV
7/25	Indiana	W, 101-76	1-0
7/28	at Connecticut	W, 94-89	2-0
7/30	Seattle	W, 89-71	3-0
8/1	at Chicago	L, 88-86	3-1
8/5	Las Vegas	L, 83-77	3-2
8/7	New York	L, 74-66	3-3
8/9	at Indiana	L, 91-84	3-4
8/11	at Minnesota	L, 68-48	3-5
8/13	Los Angeles	L, 81-64	3-6
8/15	at Las Vegas	L, 88-73	3-7
8/19	Atlanta	W, 98-91	4-7
8/21	at Dallas	L, 101-92 OT	4-8
8/23	Phoenix	L, 88-87	4-9
8/26	at Atlanta	POSTPONED	
8/28	at Phoenix	L, 94-72	4-10
8/30	Connecticut	L, 76-63	4-11
9/2	at Seattle	L, 71-64	4-12
9/4	Chicago	W, 79-69	5-12
9/6	Dallas	L, 101-94 OT	5-13
9/8	Minnesota	W, 89-86	6-13
9/10	at Los Angeles	W, 80-72	7-13
9/12	at New York	W, 75-58	8-13
9/13	at Atlanta	W, 85-78	9-13

REGULAR SEASON RECORDS

	RECORD	HOME	ROAD	OT
OVERALL	9-13	5-6	4-7	0-2
WEST	3-9	2-4	1-5	0-2
EAST	6-4	3-2	3-2	
STREAK	Won 4	Won 1	Won 3	Lost 2

OFF THE BENCH

0	MIN/G:	9.4
	PPG:	2.8
3	MIN/G:	12.4
	PPG:	2.7
4	MIN/G:	11.1
	PPG:	5.1
21	MIN/G:	19.3
	PPG:	8.5
81	MIN/G:	9.9
	PPG:	2.5

PLAYOFF SCHEDULE

9/15	at Phoenix	9:00 p.m.	ESPN2
------	------------	-----------	-------

ROSTER/INJURY UPDATE

Tina Charles (medically exempt) – OUT FOR SEASON
Elena Delle Donne (back) – OUT
Aerial Powers (right hamstring injury) – OUT FOR SEASON
Stella Johnson (left ankle injury) – OUT



WASHINGTON MYSTICS GAME NOTES



2020 ROSTER

ALPHABETICAL

#	NAME	POS	HT	WT	DOB	EXPERIENCE	COLLEGE/COUNTRY	PRONUNCIATION
7	Ariel Atkins	G	5-8	167	July 30, 1996	2	Texas	AIR-ee-ul
81	Alaina Coates	C	6-4	225	April 7, 1995	2	South Carolina	ah-LAY-na
11	Elena Delle Donne	G/F	6-5	189	September 5, 1989	7	Delaware	DELL-eh-DONN
3	Jacki Gemelos	G	6-0	165	November 22, 1988	1	USC	jah-MEL-ohs
21	Tianna Hawkins	F	6-3	186	March 2, 1991	6	Maryland	TEE-ah-nah
2	Myisha Hines-Allen	F	6-1	200	May 30, 1996	2	Louisville	My-ee-shah
4	Stella Johnson	G	5-10	158	July 11, 1998	R	Rider	
1	Kiara Leslie	G	6-0	175	December 6, 1995	1	NC State	KEE-air-ah
33	Emma Meesseman	F	6-4	191	May 13, 1993	6	Belgium	
5	Leilani Mitchell	G	5-5	138	June 15, 1985	11	Utah	lay-LAH-nee
23	Aerial Powers	F	5-9	159	January 17, 1994	4	Michigan State	AIR-ee-ul
0	Sug Sutton	G	5-8		December 17, 1998	R	Texas	

COACHING STAFF

HEAD COACH..... Mike Thibault (St. Martin's)
ASSOCIATE HEAD COACH Eric Thibault (Missouri)
ASSISTANT COACH..... Asjha Jones (Connecticut)
HEAD ATHLETIC TRAINER..... Chalisa Fonza (Ohio State)

Pronunciation

Thibaulttee-bow
Asjhaasia
Chalisashah-lisa

NUMERICAL

0..... Sutton	7..... Atkins
1..... Leslie	11..... Delle Donne
2..... Hines-Allen	21..... Hawkins
3..... Gemelos	23..... Powers
4..... Johnson	33..... Meesseman
5..... Mitchell	81..... Coates





WASHINGTON MYSTICS GAME NOTES



TONIGHT'S OPPONENT

2020 Regular Season Matchups

DATE	LOCATION	TIME/RESULT	MYSTICS LEADERS			MERCURY LEADERS		
			PTS	REB	AST	PTS	REB	AST
8/23	Bradenton, FL	L, 88-87	Hawkins (19)	Hines-Allen (13)	Hines-Allen (8)	Taurasi (34)	Turner (17)	Hartley (5)
8/28	Bradenton, FL	L, 94-72	Mitchell (17)	Hines-Allen & Meeseman (6)	Mitchell (5)	Diggins-Smith (24)	Smith (8)	Taurasi (7)

ALL-TIME SERIES

	RECORD	STREAK	LAST WIN	LAST LOSS
OVERALL	16-32	LOST THREE	JULY 30, 2019 (99-93)	AUG. 28, 2020 (94-72)
HOME	9-15	LOST ONE	JULY 30, 2019 (99-93)	AUG. 23, 2020 (88-87)
AWAY	7-17	LOST TWO	AUG. 7, 2018 (103-98)	AUG. 28, 2020 (94-72)

ALL-TIME SERIES FACTS

MYSTICS		MERCURY
21, June 21, 2005 (77-56)	LARGEST MARGIN OF VICTORY	29, Aug. 4, 1998 (88-59)
107, July 1, 2010	MOST POINTS	104, July 1, 2010
52, July 7, 2001	LOW POINTS	54, July 9, 2002

SERIES NOTES

- Washington lost the regular season series vs. Phoenix (0-2), marking the second consecutive season that the Mystics have lost the series.
- Washington and Phoenix's playoff game on September 15 marks the first time the two teams have ever met in the playoffs.
- The Mystics averaged 11.5 three-point makes versus the Mercury this season, the most against a single opponent. Washington shot 44.2% from three-point range, the second best three-point percentage against Phoenix this season.

PREVIOUS MEETING

WASHINGTON 72 - PHOENIX 94
AUGUST 28, 2020

AP-- Skylar Diggins-Smith scored 11 of her 24 points in a decisive third quarter to help the Phoenix Mercury beat the Washington Mystics 94-72 on Friday night. The game was the last of three in the WNBA bubble Friday after play was postponed the previous two days following the weekend shooting of Jacob Blake. Each quarter started with the team taking the ball getting a 24-second violation to promote social justice and encourage people to fill out a census and register to vote. Diggins-Smith was 6 of 8 from 3-point range in her fifth 20-plus game of the season. Phoenix made 13 of 26 behind the arc, and outscored Washington 61-31 in the second half. Diana Taurasi added 14 points, six rebounds and seven assists for Phoenix (8-7). Brittney Griner did not play after leaving the WNBA's bubble last weekend for personal reasons. Bria Hartley was helped off the floor in the first quarter and did not return for Phoenix. She sat on the bench in the second half with ice on her right knee and crutches by her side. Leilani Mitchell led Washington (4-10) with 17 points. Myisha Hines-Allen had 14 points and six rebounds, and Tianna Hawkins scored 13.

HOW THEY MATCH UP

MYSTICS	MERCURY
80.0	PPG.....86.1
81.5	OPP. PPG.....84.1
.409	FG%......450
.464	OPP. FG%......425
.341	3PG FG%......343
.825	FT%......825
31.5	RPG......34.0
19.7	APG......20.4
7.9	STL......6.8
13.7	TO......15.2

WNBA RANKINGS

MYSTICS	MERCURY
11th	PTS......4th
9th	FGM......7th
5th	FGA......8th
9th	FG%......6th
4th	3PM......T-2nd
4th	3PA......3rd
9th	3PT%......8th
10th	FTM......2nd
11th	FTA......2nd
2nd	FT%......1st
T-10th	OREB......9th
11th	DREB......4th
11th	REB......7th
7th	AST......4th
3rd	TO......9th
6th	STL......10th
12th	BLK......1st
2nd	BLKA......4th
4th	PF......12th
T-9th	PFD......2nd
9th	PTS OFF TO......T-6th
9th	2ND PTS......10th
11th	FBPS......2nd
11th	PITP......10th





WASHINGTON MYSTICS GAME NOTES



THIBAUT ERA PLAYOFF APPEARANCES

Washington clinched the eighth seed in the 2020 WNBA playoffs with a 85-78 win over the Atlanta Dream on Sept. 13, 2020. The Mystics have made the playoffs the past four consecutive years, and seven of the past eight seasons.

2013

WNBA Eastern Conference Semifinals

Mystics vs. Dream

9/19/13	W	71-56
9/21/13	L	63-45
9/23/13	L	80-72

2014

WNBA Eastern Conference Semifinals

Mystics vs. Fever

8/21/14	L	78-73
8/23/14	L	81-76

2015

WNBA Eastern Conference Semifinals

Mystics vs. Liberty

9/18/15	W	86-83
9/20/15	L	86-68
9/22/15	L	79-74

2017

WNBA First Round

Mystics vs. Wings

9/06/17	W	86-76
---------	---	-------

WNBA Second Round

Mystics vs. Liberty

9/10/17	W	82-68
---------	---	-------

WNBA Semifinals

Mystics vs. Lynx

9/12/17	L	101-81
9/14/17	L	93-83
9/17/17	L	81-70

2018

WNBA Second Round

Mystics vs. Sparks

8/23/18	W	96-64
---------	---	-------

WNBA Semifinals

Mystics vs. Dream

8/26/18	W	87-84
8/28/18	L	78-75
8/31/18	L	81-76
9/02/18	W	97-76
9/04/18	W	86-81

WNBA Finals

Mystics vs. Storm

9/07/18	L	89-76
9/09/18	L	75-73
9/12/18	L	98-82

2019 WNBA CHAMPIONS

Semifinals (Best of 5)

- (1) Washington 3, (4) Las Vegas 1
- G 1: Washington 97, Las Vegas 95
- G 2: Washington 103, Las Vegas 91
- G 3: Las Vegas 92, Washington 75
- G 4: Washington 94, Las Vegas 90

WNBA Finals (Best of 5)

- (1) Washington 3, (2) Connecticut 2
- G 1: Washington 95, Connecticut 86
- G 2: Connecticut 99, Washington 87
- G 3: Washington 94, Connecticut 81
- G 4: Connecticut 90, Washington 86
- G 5: Washington 89, Connecticut 78



The 2019 Mystics defeated the Connecticut Sun in the WNBA Finals to take home the first championship in team history. Emma Meesseman led the way for Washington, earning Finals MVP after averaging 19.3 points and 5.6 rebounds per game on .582 shooting from the field and .581 shooting from three in the Finals series.

Washington finished with one of the most prolific offenses in league history, breaking numerous franchise and league records along the way. Elena Delle Donne took home league MVP honors after finishing the regular season with shooting splits of 51.5% from the field, 43.0% from three and 97.4% from the field — becoming the first player in WNBA history to finish a season with a 50/40/90 split. Delle Donne is the ninth player in professional basketball history to accomplish the feat, joining: Larry Bird, Malcolm Brogdon, Stephen Curry, Kevin Durant, Reggie Miller, Steve Nash, Dirk Nowitzki and Mark Price.

The Mystics finished the regular season with a franchise-record 26 wins on the season, also averaging a 19.5-point win margin on the season, the best in the league. Washington knocked down a WNBA record 316 threes and averaged 89.3 points per game -- the third-highest in league history.





MYSTICS PLAYOFF STATS

ALL-TIME PLAYOFF SUMMARY

All-Time Record: 17-29
Home Record: 10-11
Road Record: 7-18
Most Playoff Wins, One Year: 6 (2019)
Most Playoff Losses, One Year: 5 (2018)
Most Consecutive Series Won, Overall: 2 (2017, 2018, 2020)
Most Consecutive Games Won, Overall: 3 (2002)
Most Consecutive Games Won, One Series: 2 (2002, Eastern Conference First Round; 2018, WNBA Semifinals; 2019, WNBA Semifinals)
Most Consecutive Series Lost, Overall: 7 (8/24/02 Eastern Conference Finals to 9/22/15 Eastern Conference Semifinals)

PLAYOFF COACHING RECORDS

HEAD COACH	COACHING TENURE	PLAYOFF YEARS	PLAYOFF GAMES	W-L	PCT.
Darrell Walker	2000	1	2	0-2	.000
Marianne Stanley	2002-03	1	5	3-2	.600
Michael Adams	2004	1	3	1-2	.333
Richie Adubato	2005-07	1	2	0-2	.000
Julie Plank	2009-10	2	4	0-4	.000
Mike Thibault	2013-present	6	30	13-17	.433
TOTALS		12	46	17-29	.370

INDIVIDUAL PLAYOFF RECORDS

CATEGORY	TOTAL	PLAYER	OPPONENT	DATE
Points	32 (2x)	Elena Delle Donne	at Atlanta	8/26/2018
		Kristi Toliver	at New York	9/10/2017
Minutes	42	Lindsey Harding	at Indiana	9/19/09
Field Goals Made	12	Emma Meesseman	vs. Las Vegas	9/17/2019
Field Goals Attempted	23	Kristi Toliver	at Minnesota	9/14/2017
3-Point Field Goals Made	9	Kristi Toliver	at New York	9/10/2017
3-point Field Goals Attempted	16	Kristi Toliver	at New York	9/10/2017
Free Throws Made	10	Elena Delle Donne	at Atlanta	8/26/2018
Free Throws Attempted	11	Matee Ajavon	at Atlanta	8/27/2010
Rebounds	17	Krystal Thomas	vs. Dallas	9/6/2017
Assists	11 (2x)	Natasha Cloud	vs. Las Vegas	9/19/19
		Nikki McCray	vs. New York	8/12/2000
Steals	5 (2x)	LaToya Sanders	vs. Las Vegas	9/17/2019
		Chamique Hold-sclaw	vs. Charlotte	8/15/2002
Turnovers	7	Nikki McCray	vs. New York	8/12/2000
Blocked Shots	6	LaToya Sanders	vs. Atlanta	8/28/2018





MYSTICS PLAYOFF STATS

TEAM PLAYOFF RECORDS

MYSTICS PLAYOFF HIGHS

STAT	TOTAL	OPPONENT	DATE
Points	103	vs. Las Vegas	9/19/19
1st Half Points	55	vs. Connecticut	9/29/19
2nd Half Points	57	vs. Atlanta	8/25/10
Largest Win Margin	32	vs. Los Angeles	8/23/18
Field Goals Made	38 (2x)	vs. Las Vegas*	9/19/19
Field Goals Attempted	85	vs. Las Vegas	9/17/19
Field Goal Pct. (Game)	.569	vs. Los Angeles	8/23/18
3-Point FGs Made	16	at Connecticut	10/6/19
3-Point FGs Attempted	34	at New York	9/10/17
3-Point FG Pct.	.593	at Connecticut	10/6/19
Free Throws Made	29	vs. Atlanta	8/25/10
Free Throws Attempted	32	at Atlanta	8/27/10
Free Throw Pct.	1.000 (2x)	at Connecticut	10/6/19
Offensive Rebounds	20	vs. Dallas	9/06/17
Defensive Rebounds	34	at Atlanta	9/19/13
Total Rebounds	52	vs. Dallas	9/06/17
Assists	28	vs. Los Angeles	8/23/18
Steals	11	vs. Indiana	9/17/09
Blocked Shots	8	vs. Atlanta	8/31/18
Turnovers	22	at Indiana	9/19/09

OPPONENT PLAYOFF HIGHS

STAT	TOTAL	OPPONENT	DATE
Points	101 (2x)	at Minnesota*	9/12/17
1st Half Points	57	vs. Las Vegas	9/17/19
2nd Half Points	51	vs. Seattle	9/12/18
Largest Win Margin	24	at Atlanta	8/27/10
Field Goals Made	42	vs. Connecticut	10/1/19
Field Goals Attempted	84	vs. Connecticut	10/1/19
Field Goal Pct. (Game)	.660	at New York	8/24/02
3-Point FGs Made	13	vs. Seattle	9/12/18
3-Point FGs Attempted	29	vs. Charlotte	8/15/02
3-Point FG Pct.	.875	at New York	8/24/02
Free Throws Made	32	at Indiana	9/19/09
Free Throws Attempted	39	at Atlanta	8/27/10
Free Throw Pct.	.947	at New York	9/22/15
Offensive Rebounds	20	at Connecticut	8/20/06
Defensive Rebounds	35	vs. Atlanta	9/21/13
Total Rebounds	53	vs. Atlanta	9/21/13
Assists	27 (3x)	at Las Vegas	9/23/19
Steals	12 (2x)	vs. New York*	9/20/15
Blocked Shots	10	at Atlanta	8/28/18
Turnovers	18	at Atlanta	9/23/13

*Denotes the most recent occur-

MYSTICS PLAYOFF LOWS

STAT	TOTAL	OPPONENT	DATE
Points	45	vs. Atlanta	9/21/13
1st Half Points	21	vs. Atlanta	9/21/13
2nd Half Points	24	vs. Atlanta	9/21/13
Largest Margin of Defeat	24	at Atlanta	8/27/10
Field Goals Made	14	vs. Atlanta	9/21/13
Field Goals Attempted	47	at New York	8/14/00
Field Goal Pct. (Game)	.250	vs. Atlanta	9/21/13
3-Point FGs Made	0	at Seattle	9/09/18
3-Point FGs Attempted	3	vs. Connecticut	9/25/04
3-Point FG Pct.	.000	at Seattle	9/09/18
Free Throws Made	4 (2x)	at Atlanta*	9/19/13
Free Throws Attempted	7 (2x)	at Atlanta*	9/19/13
Free Throw Pct.	.438	vs. Connecticut	8/18/06
Offensive Rebounds	5 (3x)	vs. Connecticut	10/10/19
Defensive Rebounds	13	at New York	8/24/02
Total Rebounds	19 (2x)	at New York*	8/24/02
Assists	6	at Connecticut	9/27/04
Steals	2	at New York	8/25/02
Blocked Shots	1 (5x)	at Seattle	9/07/18
Turnovers	4 (2x)	vs. Las Vegas*	9/17/19

OPPONENT PLAYOFF LOWS

STAT	TOTAL	OPPONENT	DATE
Points	56	at Atlanta	9/19/13
1st Half Points	24	at Atlanta	9/19/13
2nd Half Points	22	at Charlotte	8/17/02
Largest Margin of Defeat	32	vs. Los Angeles	8/23/18
Field Goals Made	19	at New York	8/25/02
Field Goals Attempted	59	vs. Connecticut	9/25/04
Field Goal Pct. (Game)	.267	at Atlanta	9/19/13
3-Point FGs Made	2 (2x)	vs. Dallas	9/06/17
3-Point FGs Attempted	7	at Connecticut	9/27/04
3-Point FG Pct.	.095	vs. Dallas	9/06/17
Free Throws Made	3	vs. Connecticut	8/18/06
Free Throws Attempted	7 (2x)	at New York*	9/10/17
Free Throw Pct.	.556	at Minnesota	9/14/17
Offensive Rebounds	3	at New York*	9/10/17
Defensive Rebounds	15	vs. New York	8/22/02
Total Rebounds	22	vs. New York	8/22/02
Assists	10 (2x)	at Indiana*	8/21/14
Steals	0	at Atlanta	8/26/18
Blocked Shots	0	vs. Connecticut	10/10/19
Turnovers	5	at Minnesota	9/14/17



MYSTICS PLAYOFF STATS

ALL-TIME PLAYOFF RESULTS

2000	(0-2)
<i>Eastern Conference First Round</i>	<i>Lost 0-2</i>
Aug. 12 vs. New York	L, 63-72
Aug. 14 at New York	L, 57-78

2002	(3-2)
<i>Eastern Conference First Round</i>	<i>Won 2-0</i>
Aug. 15 vs. Charlotte	W, 74-62
Aug. 17 at Charlotte	W, 62-59

<i>Eastern Conference Finals</i>	<i>Lost 1-2</i>
Aug. 22 vs. New York	W, 79-74
Aug. 24 at New York	L, 96-79
Aug. 25 at New York	L, 64-57

2004	(1-2)
<i>Eastern Conference First Rounds</i>	<i>Lost 1-2</i>
Sept. 25 vs. Connecticut	W, 67-59
Sept. 27 at Connecticut	L, 80-70
Sept. 29 at Connecticut	L, 76-56

2006	(0-2)
<i>Eastern Conference First Rounds</i>	<i>Lost 0-2</i>
Aug. 18 vs. Connecticut	L, 76-61
Aug. 20 at Connecticut	L, 68-65

2009	(0-2)
<i>Eastern Conference First Rounds</i>	<i>Lost 0-2</i>
Sept. 17 vs. Indiana	L, 88-79
Sept. 19 at Indiana	L, 81-74 (OT)

2010	(0-2)
<i>Eastern Conference First Rounds</i>	<i>Lost 0-2</i>
Aug. 25 vs. Atlanta	L, 90-95
Aug. 27 at Atlanta	L, 77-101

2013	(1-2)
<i>Eastern Conference First Rounds</i>	<i>Lost 1-2</i>
Sept. 19 at Atlanta	W, 71-56
Sept. 21 vs. Atlanta	L, 63-45
Sept. 23 at Atlanta	L, 80-72

2014	(0-2)
<i>Eastern Conference First Round</i>	<i>Lost 0-2</i>
Aug. 21 Indiana	L, 78-73
Aug. 23 at Indiana	L, 81-76

2015	(1-2)
-------------	--------------

<i>East Conference First Round</i>	<i>Lost 1-2</i>
Sept. 18 at New York	W, 86-83
Sept. 20 vs. New York	L, 86-68
Sept. 22 at New York	L, 79-74

2017	(2-3)
<i>First Round</i>	<i>Won 1-0</i>
Sept. 6 vs. Dallas	W, 86-76

<i>Second Round</i>	<i>Won 1-0</i>
Sept. 10 at New York	W, 82-68

<i>Semifinals</i>	<i>Lost 0-3</i>
Sept. 12 at Minnesota	L, 101-81
Sept. 14 at Minnesota	L, 93-83
Sept. 17 vs. Minnesota	L, 81-70

2018	(4-5)
<i>Second Round</i>	<i>Won 1-0</i>
Aug. 23 vs. Los Angeles	W, 96-64

<i>Semifinals</i>	<i>Won 3-2</i>
Aug. 26 at Atlanta	W, 87-84
Aug. 28 at Atlanta	L, 78-75
Aug. 31 vs. Atlanta	L, 81-76
Sept. 2 vs. Atlanta	W, 97-76
Sept. 4 at Atlanta	L, 86-81

<i>Finals</i>	<i>Lost 0-3</i>
Sept. 7 at Seattle	L, 89-76
Sept. 9 at Seattle	L, 75-73
Sept. 12 vs. Seattle	L, 98-82

2019	(6-3)
<i>Semifinals</i>	<i>Won 3-1</i>
Sept. 17 vs. Las Vegas	W, 97-95
Sept. 19 vs. Las Vegas	W, 103-91
Sept. 22 at Las Vegas	L, 92-75
Sept. 24 at Las Vegas	W, 94-90

<i>Finals</i>	<i>Won 3-2</i>
Sept. 29 vs. Connecticut	W, 95-86
Oct. 1 vs. Connecticut	L, 99-87
Oct. 6 at Connecticut	W, 94-81
Oct. 8 at Connecticut	L, 90-86
Oct. 10 vs. Connecticut	W, 89-78



MYISHA HINES-ALLEN

MOST IMPROVED PLAYER



The only player this season to have improved their per game average from last season by 10.0+ points and 5.0+ rebounds (+14.7 ppg, +6.8 rpg) [min. 15 GP]

Totaled 10 double-doubles on the season, tying Candace Parker (LAS) for the most double-doubles. Hines-Allen's 10 double-doubles also mark the largest increase in double-double total from the 2019 season (+10, 2019 = zero double-doubles)

Recorded three games of 10+ points, 10+ rebounds and 5+ assists, joining Candace Parker (LAS) and Alyssa Thomas (CON) as the only players to total at least three 10/10/5 stat line games

Totaled two 30+ point games this season and scored a career-best 35 points on Aug. 21 at Dallas, one of five players this season to total 35 or more points

Averaged 17.0 points and 8.9 rebounds on 51.0% shooting, joining Napheesa Collier (MIN) and Alyssa Thomas (CON) as the only players this season to average at least 15.0 points and 8.0 rebounds per game on 50% or better shooting

Reached double-figures in all but two games and totaled 12 games of 15+ points, with Washington posting a 9-3 record in those games [2019 = zero 15+ point games]

2020

17.0 PTS 8.9 REB 2.6 AST 51.0 FG% 42.6 3P%

2019: 2.3 PTS 2.1 REB 0.9 AST 36.2 FG% 37.5 3P%

Stats as of 9/13/20



SOCIAL IMPACT

MSE FEEDING THE FRONTLINES

MSE reached its 15,000th meal delivered to first responders, health care and essential workers to DC-area hospitals and COVID-19 testing sites through MSE Foundation's "Feeding the Frontlines" program. This initiative began with seed funding from Wizards players and coaches and was fueled by donations from all MSE teams – the Wizards, Capitals, Mystics, Go-Go and Wizards District Gaming along with players, coaches, owners, MSE staff and fans.




Feeding the Frontlines raised more than \$235,000 in the first three months of the program through innovative fundraising streams such as specially branded COVID-related team T-shirts and players' gear auctions.



SOCIAL JUSTICE

The Mystics and Washington Wizards players and coaches released an open letter on the deaths of George Floyd, Breonna Taylor and Ahmaud Arbery. To read about the process and planning of the joint statement: [How the Wizards and Mystics came together to speak out after George Floyd's death](#)



On June 19, the Mystics and Wizards players led a Juneteenth march to bring awareness to the social injustices against the Black community in today's society. Natasha Cloud, Bradley Beal, and John Thompson III addressed the media prior to the march. Cloud addressing the media and crowd can be found [HERE](#). Footage from the march can be found [HERE](#).

Throughout the season, Mystics players as well as Monumental Sports and Entertainment will continue to use their platform and reach to bring attention to social justice problems particularly affecting the Black community. One way how the Mystics and MSE plan to implement positive and meaningful change in society through voting.

MSE x WHEN WE ALL VOTE

Monumental Sports & Entertainment (MSE) announced plans to help increase the enfranchisement and participation of eligible voters in elections. As part of this work, MSE has formed a partnership with When We All Vote, a nonpartisan, non-profit organization on a mission to increase participation in every election. To learn more, click [HERE](#) and you can register to vote [HERE](#).

To watch the Mystics' PSA on voting, click [HERE](#). To watch Mystics guard Natasha Cloud and Wizards guard Bradley Beal speaking on social justice the importance of voting participation, click [HERE](#).



48 Seconds: For the rest of the season, the Mystics will forfeit two possessions during each game to give the broadcasters an opportunity to talk about voting and the 2020 Census. To learn more or to complete the 2020 Census, click [HERE](#).





NOTES

Mighty Myisha

Hines-Allen, finished the 2020 regular season averaging a career-best 17.0 points and 8.9 rebounds on 51.0% shooting, joining A'ja Wilson and Breanna Stewart as the only players to average at least 17 points and 8 rebounds per game. Hines-Allen is the only player this season to improve their per game average by 10.0+ points and 5.0+ rebounds from last season.

Hines- Allen Year-by-Year			
YEAR	PTS	REB	AST
2020	17.0	8.9	2.6
2019	2.3	2.1	0.9

Hines-Allen totaled 10 double-doubles on the season, tying Candace Parker for the most doubles-doubles this season. Hines-Allen's 10 double-doubles are the most by a Washington player since Crystal Langhorne (2010, 15).

2020 Dble-Dble Leaders	
Parker (LAS)	10
Hines-Allen	10

Sweet September

Washington posted a 5-2 record in the month of September (third best record) and finished the season on a four game win streak. The Mystics ranked top-five in FG% (46.7%, 5th) 3PM (7.7, 5th), FT% (89.2%, 1st), AST (22.7, 3rd), STL (7.6, 4th), TOV (11.4, T-3rd) and held their opponents to a league-best 76.4 ppg. Four Mystics players (Hines-Allen, Meesseman, Atkins, Mitchell) averaged 10+ points per game and Mitchell and Meesseman both averaged 5.0+ assists.

Dishing Dimes

Washington is averaging 19.7 assists per game and recorded 20+ assists the past six consecutive games. The Mystics totaled 20+ assists in 11 games this season. Washington has an assist percentage of 66.6%, which ranked third in the WNBA.

Leilani Mitchell averaged 5.4 assists per game, fourth most in the WNBA. In the month of September, Mitchell averaged 7.9 assists per game, second most in the WNBA. When Mitchell totals six-plus assists, the Mystics posted a 6-1 record.

Mitchell dished a career-best 12 assists on 9/4 vs. Chicago, marking the most assists by a Washington player since Ivory Latta (13 assists, 7/24/13 vs. CHI), and recorded two 10+ assist this season, one of five Mystics players in franchise history to total two or more 10+ assists in a single season.

Mystics Players 10+ AST Games, Since 2005		
Mitchell	2020	2
Lotta	2013	2
Teasley	2006	2
T. Johnson	2005	3

A Balanced Act

The Mystics had four players reach double-figures in the same game 14 times this season (last: 9/13 at ATL), and totaled 18 20+ point performances this season by six different players. Four players also record double-doubles (Meeseeman, Hines-Allen, Hawkins, Mitchell), totaling 15 double-doubles on the season. Last season, the Mystics totaled 12 double-doubles by three players (Sanders, Meesseman, Delle Donne).

Games of 3+ WAS Players Totaling 10 PTS+ 5 REB	
2020	4
2019	5
2018	5

Games of 2+ WAS Players Totaling 10 PTS+ 5 AST	
2020	6
2019	5
2018	3

Atkins

Ariel Atkins averaged a career-best 14.8 points per game and shot 41.1% from three point range, joining Allemann (IND) and Dantas (MIN) as the only players to shoot 40.0% or better from three-point territory while attempting at least four 3PM per game. Atkins has totaled 11 15+ point games and five 20+ point games this season, the most 10+ and 20+ games she has recorded in a single season (2019= 8 10+, 3 20+).

From Three

Washington finished fourth in 3PM, averaging 8.3 makes per game. 35.6% of the Mystics' field goal attempts come three-point range and 31.2% of the Mystics points come from three-point territory (third in the WNBA). Washington totaled 10+ 3PM four times this season.

Mystics 3PM & 3PA PG, Last 3 Seasons		
Year	3PM	3PA
2020	8.3	24.4
2019	9.3	25.4
2018	8.4	23.4

Atkins led the Mystics with 44 three pointers on the season, sixth most in the WNBA and the third consecutive seasons she has totaled 40+ 3PM. Atkins made 3+ three pointers in a single game eight times this season.

Taking Care of the Ball

Washington averaged 13.7 turnovers per game, third fewest in the WNBA. The Mystics recorded a franchise low two turnovers on 9/13 at ATL, the fewest turnovers recorded since 7/12/200. The Mystics opponents are averaging 14.6 points off Washington turnovers, fourth fewest in the league.

Forcing Their Hand

The Mystics are forcing opponents into 15.6 turnovers per game, fourth most in the WNBA. Washington forced 26 turnovers on 9/12 at New York, one of three teams to force 25+ turnovers in a game this season. Washington forced opponents into 15 or more turnovers in 14 games this season.

HEAD COACH MIKE THIBAUT

Mike Thibault was named the head coach/general manager of the team on December 18, 2012. Under his tutelage, Washington is coming off winning the organizations first WNBA championship. The winningest coach in WNBA history, Thibault has led Washington to the playoffs the past three consecutive seasons and to six total postseason appearances.

During the 2019 season, the team displayed one of the greatest offenses in WNBA history, posting the WNBA's highest offensive rating ever at 112.9. The Mystics made their second consecutive WNBA Finals appearance (2018-2019) and is coming off their best two-year stretch in franchise history, with the team going 48-20 over the past two seasons, and a franchise-best 26-8 record during the 2019 season.

2013*	17-17 (.500)
2014*	16-18 (.471)
2015*	18-16 (.529)
2016	13-20 (.394)
2017*	18-16 (.529)
2018*	22-12 (.647)
2019*	26-8 (.765)
2020*	9-13 (.409)
TOTAL	139-121 (.535)
CAREER	345-255 (.575)

* denotes playoff appearance



WASHINGTON MYSTICS GAME NOTES



#7 ARIEL ATKINS

GUARD AGE: 24 HT: 5-8 WT: 167 FROM: TEXAS

3rd WNBA Season/3rd with team

2020 SEASON HIGHLIGHTS

- Totaled five 20+ point games on the season (7/30, 8/1, 8/13, 9/6, 9/13)
- Has totaled 44 three-point makes on the season
- Made at least one three-pointer in 13 consecutive games (ended 8/28)
- Tied a career-high 26 points on Sept. 13, 2020

2019 SEASON HIGHLIGHTS

- Started in 33 games
- Missed one game due to left Achilles tendinitis
- Had 19 10 point and three 20+ point games

FUN FACTS

- From Dallas, Texas
- Member of the 2018 WNBA All-Rookie Team
- Two-time All-Defensive Second Team selection
- Played the 2018–19 offseason in Poland with InvestInTheWest ENEA Gorzów Wielkopolski
- Played the 2019–20 offseason in Australia with the Perth Lynx

LAST 5 GAMES																						
MATCH UP	W/L	MIN	PTS	FGM	FGA	FG%	3PM	3PA	3P%	FTM	FTA	FT%	OR	DR	REB	AST	TOV	STL	BLK	PF	+/-	
9/6 VS. DAL	L	42	22	9	16	56.3	1	4	25.0	3	3	100	0	1	1	1	4	1	0	5	-5	
9/8 VS. MIN	W	38	18	5	13	38.5	2	5	40.0	6	7	85.7	2	2	4	3	4	1	0	0	9	
9/10 AT LAS	W	33	8	2	10	20.0	1	3	33.3	3	5	60.0	0	4	4	4	1	4	0	2	8	
9/12 AT NYL	W	35	18	7	15	46.7	1	5	20.0	3	3	100	2	3	5	2	3	5	0	1	20	
9/13 AT ATL	W	35	26	8	19	42.1	4	10	40.0	6	6	100	1	2	3	5	0	2	1	2	9	
SEASON AVGS		31.0	14.8	5.0	11.4	43.8	2.0	4.9	41.1	2.8	3.2	88.6	0.8	2.1	2.9	2.4	1.9	1.8	0.3	2.6	1.6	

CAREER HIGHS

Minutes.....	42, Sept. 6, 2020 vs. Dallas	Defensive Rebounds	6, Aug. 21, 2020 at Dallas
Field Goals.....	9, Sept. 6, 2020 vs. Dallas	Rebounds.....	9, Aug. 21, 2020 at Dallas
Field Goal Attempts	19, Sept. 13, 2020 at Atlanta	Assists.....	5, Aug. 19, 2020 vs. Atlanta (six times)
Three-Point Field Goals	5, July 30, 2020 vs. Seattle (four times)	Steals	5, Sept. 12, 2020 at New York (four times)
Three-Point Attempts.....	10, Sept. 13, 2020 at Atlanta (three times)	Turnovers.....	4, Sept. 8, 2020 vs. Minnesota (four times)
Free Throws.....	7, Aug. 12, 2018 vs. Dallas	Blocked Shots	3, July 7, 2019 at Los Angeles (two times)
Free Throw Attempts.....	8, Aug. 12, 2018 vs. Dallas	Points	26, Sept. 13, 2020 at Atlanta (two times)
Offensive Rebounds	5, July 13, 2018 vs. Chicago		



#81 ALAINA COATES

CENTER AGE: 25 HT: 6-4 WT: 225 FROM: SOUTH CAROLINA

@Aye_itslaylay

3rd WNBA Season/1st with team

2020 SEASON HIGHLIGHTS

- Scored a career-best 11 points on 8/21
- Appeared in 20 of 22 games this season

2019 SEASON HIGHLIGHTS

- Appeared in 23 games with the Lynx and Dream
- Tied a career high with 10 rebounds on 7/5 vs. LAV

FUN FACTS

- Selected second overall by Chicago in the 2017 WNBA Draft
- Has played 55 games with Chicago, Minnesota and Atlanta
- Uncle Ben Coates played in the NFL in the 1990s for the New England Patriots and one season for the Baltimore Ravens
- Played in Turkey in the 2019-20 offseason and in China for the 2018-19 off-season

MATCH UP	LAST 5 GAMES																						
	W/L	MIN	PTS	FGM	FGA	FG%	3PM	3PA	3P%	FTM	FTA	FT%	OR	DR	REB	AST	TOV	STL	BLK	PF	+/-		
	DNP - COACH'S DECISION																						
	DNP - COACH'S DECISION																						
	DNP - COACH'S DECISION																						
9/6 VS. DAL																							
9/8 VS. MIN																							
9/10 AT LAS	W	12	4	2	2	100	0	0	---	0	2	0.0	0	5	5	0	0	0	1	2	0		
9/12 AT NYL	W	17	6	3	3	100	0	0	---	0	0	---	0	4	4	0	1	3	2	2	1		
9/13 AT ATL	W	3	2	1	2	50.0	0	0	---	0	0	---	1	0	1	0	0	0	0	2	-8		
SEASON AVGS		9.9	2.5	0.9	1.7	52.9	0.0	0.0	0.0	0.7	1.3	53.8	1.0	1.8	2.8	0.5	0.6	0.4	0.2	1.7	-1.2		

CAREER HIGHS

Minutes.....	30, Aug. 18, 2018 Chicago at Indiana	Defensive Rebounds	8, Sep. 5, 2019 Atlanta vs. Las Vegas (two times)
Field Goals.....	5, July 3, 2018 Chicago at Dallas	Rebounds.....	10, Sep. 5, 2019 Atlanta vs. Las Vegas (three times)
Field Goal Attempts	7, July 3, 2018 Chicago at Dallas	Assists.....	3, Aug. 23, 2020, Washington vs. Phoenix (two times)
Three-Point Field Goals		Steals	3, Sept. 12, 2020, Washington at New York
Three-Point Attempts.....		Turnovers.....	7, Aug. 21, 2020, Washington at Dallas
Free Throws.....	5, Aug. 21, 2020, Washington at Dallas (two times)	Blocked Shots	3, Aug. 20, 2019 Atlanta vs. Chicago
Free Throw Attempts.....	7, Aug. 21, 2020, Washington at Dallas	Points	11, Aug. 21, 2020, Washington at Dallas
Offensive Rebounds	4, Aug. 21, 2020, Washington at Dallas (three times)		



WASHINGTON MYSTICS GAME NOTES



#11 ELENA DELLE DONNE

FORWARD

AGE: 30

HT: 6-5

WT: 189

FROM: DELAWARE @DelleDonne

7th WNBA Season/3rd with team

2019 SEASON HIGHLIGHTS

- First WNBA player to finish with a 50/40/90 shooting split in league history, with splits of .515/.430/.974
- Named AP WNBA Player of the Year and 2019 WNBA MVP
- Named Eastern Conference Player of the Week seven times this season
- Named Eastern Conference Player of the Month for June, July and August
- Named to sixth All-Star Game, serving as captain for second consecutive year
- Scored 20+ points in 15 games

FUN FACTS

- Has two dogs, Wrigley and Rasta
- Selected 2nd overall in the 2013 WNBA Draft by Chicago
- Started a weekly cooking show for kids called "BakEDD."

LAST 5 GAMES

MATCH UP	W/L	MIN	PTS	FGM	FGA	FG%	3PM	3PA	3P%	FTM	FTA	FT%	OR	DR	REB	AST	TOV	STL	BLK	PF	+/-
9/6 VS. DAL																					
9/8 VS. MIN																					
9/10 AT LAS																					
9/12 AT NYL																					
9/13 AT ATL																					

CAREER HIGHS

Minutes.....	44, June 24, 2015, Chicago vs. Atlanta	Defensive Rebounds	14, July 31, 2018, Washington at Atlanta (two times)
Field Goals.....	14, July 30, 2019, Washington vs. Phoenix (two times)	Rebounds.....	16, July 31, 2018, Washington at Atlanta (two times)
Field Goal Attempts	27, July 1, 2016, Chicago vs. Washington	Assists.....	7, May 20, 2018, Washington vs. Indiana
Three-Point Field Goals	6, September 1, 2017, Washington vs. Seattle	Steals.....	4, June 15, 2018, Washington vs. Los Angeles (three times)
Three-Point Attempts.....	10, May 27, 2016, Chicago vs. San Antonio (three times)	Turnovers.....	5, June 24, 2015, Chicago vs. Atlanta
Free Throws.....	19 June 24, 2015, Chicago vs. Atlanta	Blocked Shots	6, June 24, 2015, Chicago vs. Atlanta
Free Throw Attempts.....	19, June 24, 2015, Chicago vs. Atlanta	Points	45, June 24, 2015, Chicago vs. Atlanta
Offensive Rebounds	6, June 6, 2014, Chicago vs. Los Angeles		



#3 JACKI GEMELOS

GUARD

AGE: 31

HT: 6-0

WT: 165

FROM: USC @JackiG_23

2nd WNBA Season/1st with team

2020 SEASON HIGHLIGHTS

- Signed with the Mystics on Aug. 19, after appearing in six games for the Sun this season (1.8 ppg).
- Made first career start on 9/8 vs. Minnesota

FUN FACTS

- Signed to a training camp contract by Sun on March 13.
- First season in the WNBA since the 2015 season

LAST 5 GAMES

MATCH UP	W/L	MIN	PTS	FGM	FGA	FG%	3PM	3PA	3P%	FTM	FTA	FT%	OR	DR	REB	AST	TOV	STL	BLK	PF	+/-
9/6 VS. DAL	L	27	7	3	4	75.0	1	2	50.0	0	0	---	0	1	1	2	1	0	0	3	-8
9/8 VS. MIN	W	18	2	1	1	100	0	0	---	0	0	---	0	1	1	2	1	1	0	0	7
9/10 AT LAS	W	13	6	2	4	50.0	2	4	50.0	0	0	---	0	2	2	0	1	0	0	0	-1
9/12 AT NYL	W	17	2	1	4	25.0	0	2	0.0	0	0	---	0	0	0	3	0	0	0	0	1
9/13 AT ATL	W	11	0	0	1	0.0	0	1	0.0	0	0	---	0	0	0	0	0	2	0	2	-13
SEASON AVGS		12.4	2.9	1.1	3.2	34.5	0.5	2.0	26.5	0.1	0.2	50.0	0.2	0.9	1.1	0.9	0.7	0.2	0.1	0.9	-0.1

CAREER HIGHS

Minutes.....	27, Sept. 6, 2020, Washington vs. Dallas	Defensive Rebounds	3, Sept. 4, 2020, Washington vs. Chicago (two times)
Field Goals.....	3, Sept. 6, 2020, Washington vs. Dallas (two times)	Rebounds.....	3, Sept. 4, 2020, Washington vs. Chicago (two times)
Field Goal Attempts	6, Sept. 2, 2020, Washington at Seattle (two times)	Assists.....	4, Sept. 4, 2020, Washington vs. Chicago
Three-Point Field Goals	2, Sept. 10, 2020, Washington vs. Los Angeles (three times)	Steals.....	2, Sept. 13, 2020, Washington at Atlanta (two times)
Three-Point Attempts.....	5, Aug. 28, 2020, Washington at Phoenix	Turnovers.....	2, Sept. 2, 2020, Washington at Seattle
Free Throws.....	2, Sept. 2, 2020, Washington at Seattle	Blocked Shots	1, Aug. 23, 2020, Washington vs. Phoenix (two times)
Free Throw Attempts.....	2, Sept. 2, 2020, Washington at Seattle (two times)	Points	10, Sept. 2, 2020, Washington at Seattle
Offensive Rebounds	1, Sept. 2, 2020, Washington at Seattle (four times)		



WASHINGTON MYSTICS GAME NOTES



#21 TIANNA HAWKINS

FORWARD

AGE: 29

HT: 6-3

WT: 186

[@t_hawk21](#)

FROM: MARYLAND

7th WNBA Season/6th with team

2020 SEASON HIGHLIGHTS

- Missed three game due to a Lumbar Sprain/Back (7/28-8/1)
- Missed one game due to left knee soreness (9/10)
- Recorded one double-double this season (8/9)
- Scored a season-high 19 points on 8/23 vs. PHX

2019 SEASON HIGHLIGHTS

- Appeared in 31 games
- Set a career high with 21 points on 7-9 shooting vs. DAL (6/9)
- Set a new career high with 24 points vs. Phoenix on 7/11/19 and tied it in the

FUN FACTS

- Coming off the 2019 season where she averaged career highs in points per game (9.5), three-point percentage (.363) and tied her career high of 4.2 rebounds per game
- Has played overseas in Hungary and China
- Interned with the Secret Service in college

		LAST 5 GAMES																
MATCH UP	W/L	MIN	PTS	FGM	FGA	FG%	3PM	3PA	3P%	FTM	FTA	FT%	OR	DR	REB	AST	TOV	STL
9/6 VS. DAL	L	15	8	3	7	42.9	0	2	0.0	2	2	100	0	3	3	1	0	0
9/8 VS. MIN	W	17	14	4	7	57.1	0	3	0.0	6	6	100	0	2	2	0	0	1
9/10 AT LAS								DND - INJURY/ILLNESS - LEFT KNEE										
9/12 AT NYL								DND - INJURY/ILLNESS - LEFT KNEE										
9/13 AT ATL	W	12	7	3	5	60.0	1	2	50.0	0	0	---	0	3	3	1	0	1
SEASON AVGS		19.3	8.5	3.1	7.6	40.8	1.0	3.4	29.8	1.3	1.5	84.6	0.7	2.8	3.5	1.0	1.2	0.8

CAREER HIGHS

Minutes.....	35, May 29, 2018 at Seattle	Defensive Rebounds	9, May 30, 2018 at Phoenix (two times)
Field Goals.....	11, July 10, 2019 vs. Phoenix	Rebounds.....	12, May 30, 2018 at Phoenix
Field Goal Attempts	17, July 10, 2019 vs. Phoenix	Assists.....	5, Aug. 25, 2019 vs. New York
Three-Point Field Goals	4, Sept. 8, 2019 vs. Chicago	Steals	4, June 29, 2017 vs. New York
Three-Point Attempts.....	7, Aug. 15, 2020 vs. Las Vegas (four times)	Turnovers.....	5, Aug. 2, 2019 at Seattle (two times)
Free Throws.....	7, July 14, 2017 at Indiana	Blocked Shots	3, June 13, 2018 at Connecticut
Free Throw Attempts.....	8, July 14, 2017 at Indiana	Points	24, Sept. 8, 2019 vs. Chicago
Offensive Rebounds	4, Aug. 15, 2020 vs. Las Vegas (five times)		



#2 MYISHA HINES-ALLEN

FORWARD

AGE: 24

HT: 6-1

WT: 200

[@Mooks_22](#)

FROM: LOUISVILLE

3rd WNBA Season/3rd with team

2020 SEASON HIGHLIGHTS

- Scored a career-high 35 points at Dallas (8/21) and totaled two 30+ games (9/10)
- Totaled 10 double-doubles on the season
- Recorded three 10/10/5 games, four 20/10 games
- Named Eastern Conference Player of the Week (7/25-8/2)

2019 SEASON HIGHLIGHTS

- Appeared in 27 games
- Scored a season-high 13 points vs. MIN on 8/11

FUN FACTS

- Played in 51 career games
- Has five siblings (three sisters and two brothers), younger brother, Josh, plays for the Jacksonville Jaguars
- Played overseas in Russia

		LAST 5 GAMES																
MATCH UP	W/L	MIN	PTS	FGM	FGA	FG%	3PM	3PA	3P%	FTM	FTA	FT%	OR	DR	REB	AST	TOV	STL
9/6 VS. DAL	L	38	20	9	15	60.0	1	3	33.3	1	1	100	3	10	13	6	3	2
9/8 VS. MIN	W	30	26	11	17	64.7	2	4	50.0	2	2	100	2	7	9	4	3	0
9/10 AT LAS	W	35	30	13	20	65.0	3	4	75.0	1	2	50.0	0	8	8	4	4	3
9/12 AT NYL	W	32	25	8	16	50.0	3	3	100	6	6	100	4	7	11	4	1	3
9/13 AT ATL	W	31	16	5	9	55.6	0	1	0.0	6	6	100	1	9	10	1	0	1
SEASON AVGS		29.9	17.0	6.8	13.4	51.0	1.2	2.8	42.6	2.2	2.6	82.8	1.6	7.3	8.9	2.6	2.2	1.5

CAREER HIGHS

Minutes.....	43, August 21, 2020 at Dallas	Defensive Rebounds	11, August 30, 2020 vs. Connecticut
Field Goals.....	13, Sept. 10, 2020 at Los Angeles (two times)	Rebounds.....	13, Sept. 6, 2020 vs. Dallas (four times)
Field Goal Attempts	23, August 21, 2020 at Dallas	Assists.....	8, Aug. 23, 2020 vs. Phoenix
Three-Point Field Goals	3, Sept. 12, 2020 at New York (four times)	Steals	3, Sept. 12, 2020 at New York (four times)
Three-Point Attempts.....	5, August 30, 2020 vs. Connecticut (three times)	Turnovers.....	6, Aug. 13, 2020 vs. Los Angeles
Free Throws.....	6, Sept. 13, 2020 at Atlanta (three times)	Blocked Shots	2, Sept. 13, 2020 at Atlanta (five times)
Free Throw Attempts.....	6, Sept. 13, 2020 at Atlanta (five times)	Points	35, August 21, 2020 at Dallas
Offensive Rebounds	7, May 27, 2018 vs. Minnesota		



WASHINGTON MYSTICS GAME NOTES



#4 STELLA JOHNSON

GUARD

AGE: 22

HT: 5-10 WT: 158

FROM: RIDER

[@sjdouble](#)

1st WNBA Season/1st with team

2020 SEASON HIGHLIGHTS

- Signed by the Mystics on Aug. 13
- Scored first career points on 8/13 vs. Los Angeles
- Made first career start on 8/19 vs. Atlanta
- The first Washington rookie to total six three-point makes in a game (8/19).
- Missed 9 games due to a left ankle injury

FUN FACTS

- Was selected by Phoenix in the third round of the 2020 draft after averaging a Division I-leading 24.8 PPG with Rider during her senior season.
- Led Rider University as leaving as the all-time leading scorer with 2,167 career points, the program's first ever All-American and the only Bronc to be drafted into the WNBA

MATCH UP	LAST 5 GAMES																
	W/L	MIN	PTS	FGM	FGA	FG%	3PM	3PA	3P%	FTM	FTA	FT%	OR	DR	REB	AST	TOV
9/6 VS. DAL																	
9/8 VS. MIN																	
9/10 AT LAS																	
9/12 AT NYL																	
9/13 AT ATL																	
SEASON AVGS		11.1	5.1	1.8	3.8	47.1	1.0	1.6	64.3	0.6	0.6	100	0.4	0.9	1.3	1.3	0.4

CAREER HIGHS

Minutes.....	31, Aug. 19, 2020, Washington vs. Atlanta	Defensive Rebounds	4, Aug. 15, 2020, Washington vs. Las Vegas
Field Goals.....	8, Aug. 19, 2020, Washington vs. Atlanta	Rebounds.....	4, Aug. 15, 2020, Washington vs. Las Vegas
Field Goal Attempts	13, Aug. 19, 2020, Washington vs. Atlanta	Assists.....	5, Aug. 15, 2020, Washington vs. Las Vegas
Three-Point Field Goals	6, Aug. 19, 2020, Washington vs. Atlanta	Steals	3, Aug. 23, 2020, Washington vs. Phoenix
Three-Point Attempts.....	9, Aug. 19, 2020, Washington vs. Atlanta	Turnovers.....	2, Aug. 15, 2020, Washington vs. Las Vegas
Free Throws.....	3, Aug. 19, 2020, Washington vs. Atlanta	Blocked Shots	1, Aug. 15, 2020, Washington vs. Las Vegas (two times)
Free Throw Attempts.....	3, Aug. 19, 2020, Washington vs. Atlanta	Points	25, Aug. 19, 2020, Washington vs. Atlanta
Offensive Rebounds	3, Aug. 21, 2020, Washington at Dallas		



#1 KIARA LESLIE

GUARD

AGE: 24

HT: 6-0 WT: 175

FROM: NC STATE

[@Kiaraleslie30](#)

2nd WNBA Season/2nd with team

2020 SEASON HIGHLIGHTS

- Made first career start on Aug. 9 at Indiana (10 total)
- Missed three games this season to an ankle injury
- Scored 10+ points four times this season

2019 SEASON HIGHLIGHTS

- Missed the entire season due to right knee surgery

FUN FACTS

- Selected 10th overall by the Mystics in the 2019 WNBA Draft
- Has four brothers
- Played at Maryland and NC State during her college career

MATCH UP	LAST 5 GAMES																
	W/L	MIN	PTS	FGM	FGA	FG%	3PM	3PA	3P%	FTM	FTA	FT%	OR	DR	REB	AST	TOV
9/6 VS. DAL	L	22	5	2	3	66.7	1	1	100	0	0	---	0	4	4	0	1
9/8 VS. MIN	W	23	5	2	3	66.7	1	2	50.0	0	0	---	1	1	2	2	1
9/10 AT LAS	W	34	8	3	5	60.0	2	3	66.7	0	0	---	0	3	3	1	2
9/12 AT NYL	W	28	2	1	7	14.3	0	5	0.0	0	0	---	1	3	4	0	2
9/13 AT ATL	W	34	11	3	8	37.5	1	4	25.0	4	4	100	1	4	5	0	0
SEASON AVGS		21.8	5.5	2.0	5.7	35.2	0.9	2.5	36.2	0.6	0.7	92.3	0.8	2.2	3.0	1.1	0.9

CAREER HIGHS

Minutes.....	35, Aug. 28, 2020 at Phoenix	Defensive Rebounds	4, Sept. 13, 2020 at Atlanta (four times)
Field Goals.....	4, Aug. 30, 2020 vs. Connecticut (two times)	Rebounds.....	5, Sept. 13, 2020 at Atlanta (two times)
Field Goal Attempts	9, Aug. 30, 2020 vs. Connecticut	Assists.....	4, August 1, 2020 at Chicago
Three-Point Field Goals	3, Aug. 30, 2020 vs. Connecticut	Steals	1, Sept. 8, 2020 vs. Minnesota (eight times)
Three-Point Attempts.....	5, Sept. 12, 2020 at New York (two times)	Turnovers.....	2, Sept. 12, 2020 at New York (five times)
Free Throws.....	4, Sept. 13, 2020 at Atlanta	Blocked Shots	2, Aug. 11, 2020 at Minnesota
Free Throw Attempts.....	4, Sept. 13, 2020 at Atlanta (two times)	Points	11, Sept. 13, 2020 at Atlanta (two times)
Offensive Rebounds	2, Sept. 4, 2020 vs. Chicago		



WASHINGTON MYSTICS GAME NOTES



#33 EMMA MEESSEMAN

FORWARD AGE: 27 HT: 6-4 WT: 191 FROM: BELGIUM



@EmmaMeesseman

7th WNBA Season/7th with team

2020 SEASON HIGHLIGHTS

- Totaled a career-best 10 assists on 8/19 vs. ATL
- Totaled three-plus consecutive games of 15+ points (8/5-8/9), (9/2-9/8)
- Three double-doubles on the season (8/5, 8/13, 8/19)
- Missed two games due to a right shoulder sprain (8/21, 8/23)

2019 SEASON HIGHLIGHTS

- Played in 23 games (six starts)
- Missed 11 games due to international obligation (6/7-7/10)
- Tallied 18 10+ point games, leading the Mystics in scoring four times

FUN FACTS

- Was named the 2019 WNBA Finals MVP, becoming the first reserve player in WNBA history to be named Finals MVP
- Member of the Belgium national team
- Has played overseas in Belgium, France and Russia

LAST 5 GAMES																					
MATCH UP	W/L	MIN	PTS	FGM	FGA	FG%	3PM	3PA	3P%	FTM	FTA	FT%	OR	DR	REB	AST	TOV	STL	BLK	PF	+/-
9/6 VS. DAL	L	37	16	6	14	42.9	0	1	0.0	4	6	66.7	0	5	5	7	3	1	2	2	-11
9/8 VS. MIN	W	33	18	8	10	80.0	2	4	50.0	0	0	---	1	1	2	1	0	1	1	1	-4
9/10 AT LAS	W	33	14	7	12	58.3	0	3	0.0	0	0	---	1	1	2	5	0	1	1	1	8
9/12 AT NYL	W	31	8	3	11	27.3	0	0	---	2	2	100	2	4	6	7	1	2	0	1	10
9/13 AT ATL	W	33	14	7	13	53.8	0	0	---	0	0	---	0	3	3	7	1	0	2	2	15
SEASON AVGS		31.7	13.0	5.5	12.0	45.4	0.7	2.3	28.9	1.5	1.8	82.9	1.7	3.7	5.3	4.5	2.0	1.2	0.8	1.8	-0.5

CAREER HIGHS

Minutes.....	46, June 14, 2016 at Connecticut	Defensive Rebounds	9, Aug. 5, 2020 vs. Las Vegas (three times)
Field Goals.....	14, July 30, 2017 at Atlanta	Rebounds.....	13, Aug. 5, 2020 vs. Las Vegas (five times)
Field Goal Attempts	23, Aug. 5, 2020 vs. Las Vegas	Assists.....	10, Aug. 19, 2020 vs. Atlanta
Three-Point Field Goals	4, Aug. 31, 2019 at Dallas (two times)	Steals	6, June 22, 2016 vs. Indiana
Three-Point Attempts.....	7, Aug. 5, 2020 vs. Las Vegas	Turnovers.....	6, Aug. 13, 2020 vs. Los Angeles (two times)
Free Throws.....	6, Aug. 16, 2019 at Minnesota (five times)	Blocked Shots	6, June 19, 2015 vs. Tulsa
Free Throw Attempts.....	9, Sept. 18, 2016 vs. Connecticut	Points	30, July 30, 2017 at Atlanta
Offensive Rebounds	7, Aug. 16, 2014 vs. New York		



#5 LEILANI MITCHELL

GUARD AGE: 35 HT: 5-5 WT: 138 FROM: UTAH

12th WNBA Season/2nd with team

2020 SEASON HIGHLIGHTS

- Scored in double-figures three consecutive games (7/30- 8/5)
- Recorded 14 games of 5+ assists
- Scored a season-best 20+ points and totaled 12 assists on 9/4
- Totaled two 10+ assist games this season

2019 SEASON HIGHLIGHTS

- Averaged a career-high in points (12.8), rebounds (3.0), field goal percentage (44.1) and minutes (30.3)

FUN FACTS

- Twice named WNBA Most Improved Player (2010 and 2019)
- Notched her 1,000th career assist last season
- Has played in Australia and Turkey
- Holds dual citizenship in Australia, where her mother was born

LAST 5 GAMES																					
MATCH UP	W/L	MIN	PTS	FGM	FGA	FG%	3PM	3PA	3P%	FTM	FTA	FT%	OR	DR	REB	AST	TOV	STL	BLK	PF	+/-
9/6 VS. DAL	L	41	13	5	12	41.7	1	7	14.3	2	2	100	1	2	3	9	2	0	0	1	-10
9/8 VS. MIN	W	34	6	2	9	22.2	2	7	28.6	0	0	---	0	3	3	10	0	1	0	2	10
9/10 AT LAS	W	36	10	3	9	33.3	1	5	20.0	3	3	100	2	3	5	9	2	2	0	2	6
9/12 AT NYL	W	29	12	5	11	45.5	2	6	33.3	0	0	---	0	4	4	3	0	1	0	1	12
9/13 AT ATL	W	37	7	2	9	22.2	1	7	14.3	2	2	100	0	2	2	7	0	0	0	2	9
SEASON AVGS		30.6	9.5	3.3	8.1	40.8	1.3	4.3	30.5	1.5	1.8	87.2	0.5	2.3	2.8	5.4	1.7	0.8	0.0	2.1	-0.5

CAREER HIGHS

Minutes.....	41, Sept. 6, 2020, Washington vs. Dallas (two times)	Defensive Rebounds	7, July 20, 2010 New York at Connecticut
Field Goals.....	10, Aug. 27, 2019 Phoenix at New York (two times)	Rebounds.....	9, June 14, 2013 New York vs. Connecticut
Field Goal Attempts	15, July 30, 2019 Phoenix at Washington (two times)	Assists.....	12, Sept. 4, 2020, Washington vs. Chicago
Three-Point Field Goals	8, July 30, 2019 Phoenix at Washington	Steals	7, July 15, 2010 New York vs. Washington
Three-Point Attempts.....	12, July 30, 2019 Phoenix at Washington	Turnovers.....	5, July 14, 2019 Phoenix at Minnesota (three times)
Free Throws.....	11, Aug. 10, 2019 Phoenix vs. Dallas	Blocked Shots	2, Aug. 25, 2019 Phoenix vs. Chicago (five times)
Free Throw Attempts.....	12, Aug. 10, 2019 Phoenix vs. Dallas	Points	29, Aug. 27, 2019 Phoenix at New York
Offensive Rebounds	5, June 18, 2017 Phoenix at Los Angeles		





#23 AERIAL POWERS

@aerial_powers23

FORWARD AGE: 26 HT: 5-9 WT: 159 FROM: MICHIGAN ST

4th WNBA Season/2nd with team

- 2020 SEASON HIGHLIGHTS**
 - Scored a career-best 27 points at CON on 7/28 (10-14 FG)
 - Recorded three 20+ point game on the season (7/28, 8/1, 8/7)
 - Missed 16 games this season due to a hamstring issue
- 2019 SEASON HIGHLIGHTS**
 - Appeared in 30 games (seven starts)
 - Missed four games due to gluteal injury (5/25-6/1, 8/31-9/3)
- FUN FACTS**
 - Named to the WNBA All-Rookie Teams in 2016
 - Has played overseas in Korea and Turkey
 - Was a guest broadcaster for NBA 2k games on ESPN

MATCH UP		LAST 5 GAMES																	
		W/L	MIN	PTS	FGM	FGA	FG%	3PM	3PA	3P%	FTM	FTA	FT%	OR	DR	REB	AST	TOV	STL
9/6 VS. DAL																			
9/8 VS. MIN																			
9/10 AT LAS																			
9/12 AT NYL																			
9/13 AT ATL																			
SEASON AVGS			29.8	16.3	5.3	11.5	46.4	1.5	4.3	34.6	4.2	5.0	83.3	0.3	4.5	4.8	2.5	1.8	1.5

SEASON HIGHS	
Minutes.....	36, Aug. 11, 2019 vs. Minnesota
Field Goals.....	10, July 28, 2020 at Connecticut
Field Goal Attempts.....	19, June 4, 2016 Dallas at Minnesota
Three-Point Field Goals.....	4, July 28, 2020 at Connecticut (two times)
Three-Point Attempts.....	9, June 4, 2016 Dallas at Minnesota
Free Throws.....	10, July 30, 2017 Dallas at Los Angeles (two times)
Free Throw Attempts.....	12, May 14, 2016 Dallas at Indiana
Offensive Rebounds.....	3, Aug. 11, 2019 vs. Minnesota (nine times)
Defensive Rebounds.....	9, Sep. 4, 2016 Dallas vs. Washington
Rebounds.....	10, Aug. 17, 2018 vs. Los Angeles (two times)
Assists.....	5, Aug. 23, 2019 at Chicago
Steals.....	4, Aug. 7, 2020 vs. New York (two times)
Turnovers.....	4, Aug. 11, 2019 vs. Minnesota (six times)
Blocked Shots.....	3, July 30, 2017 Dallas at Los Angeles
Points.....	27, July 28, 2020 at Connecticut



#0 SUG SUTTON

@kaorie15

GUARD AGE: 21 HT: 5-8 WT: FROM: TEXAS

1st WNBA Season/1st with team

- 2020 SEASON HIGHLIGHTS**
 - Signed by the Mystics on Aug. 16
- FUN FACTS**
 - In her senior season, she averaged 9.9 points and a team-high 4.1 assists per game, which ranked fourth in the Big 12.
 - Was a two-time Nancy Lieberman Award Top-10 Finalist (2019, 2020) and was named to the 2020 All-Big 12 Second Team.
 - Full name is Alecia Sutton, was given the nickname "Sug"

MATCH UP		LAST 5 GAMES																	
		W/L	MIN	PTS	FGM	FGA	FG%	3PM	3PA	3P%	FTM	FTA	FT%	OR	DR	REB	AST	TOV	STL
9/6 VS. DAL		L	4	3	1	1	100	1	1	100	0	0	---	0	0	0	1	0	0
9/8 VS. MIN		W	5	0	0	1	0.0	0	1	0.0	0	0	---	0	0	0	0	1	0
9/10 AT LAS		W	4	0	0	1	0.0	0	1	0.0	0	0	---	0	0	0	1	0	0
9/12 AT NYL		W	11	2	1	6	16.7	0	2	0.0	0	0	---	0	2	2	1	0	0
9/13 AT ATL		W	3	2	1	1	100	0	0	---	0	0	---	0	0	0	0	0	0
SEASON AVGS			9.4	2.8	1.0	2.8	36.4	0.4	1.4	29.4	0.4	0.6	71.4	0.0	0.8	0.8	1.0	0.5	0.1

CAREER HIGHS	
Minutes.....	25, Aug. 21, 2020 at Dallas
Field Goals.....	3, Aug. 28, 2020 at Phoenix
Field Goal Attempts.....	7, Aug. 30 vs. Connecticut
Three-Point Field Goals.....	2, Aug. 28, 2020 at Phoenix
Three-Point Attempts.....	3, Aug. 30 vs. Connecticut (two times)
Free Throws.....	2, Aug. 21, 2020 at Dallas (two times)
Free Throw Attempts.....	3, Aug. 21, 2020 at Dallas
Offensive Rebounds.....	
Defensive Rebounds.....	2, Sept. 12, 2020 at New York (three times)
Rebounds.....	2, Sept. 12, 2020 at New York (three times)
Assists.....	3, Sept. 2, 2020 at Seattle
Steals.....	2, Aug. 28, 2020 at Phoenix
Turnovers.....	1, Sept. 8, 2020 vs. Minnesota (four times)
Blocked Shots.....	
Points.....	8, Aug. 28, 2020 at Phoenix



WASHINGTON MYSTICS GAME NOTES



MYSTICS/OPPONENTS TEAM REGULAR SEASON HIGHS & LOWS

MYSTICS		CATEGORY	OPPONENT	
HIGHS	LOWS		HIGHS	LOWS
101, (7/25 vs. IND)	48, (8/11 at MIN)	POINTS, GAME	101, 2-Times (9/6 vs. DAL)	58 (9/12 at NYL)
36, (1Q, 7/25 vs. IND)	4, (4Q, 8/11 at MIN)	POINTS, QUARTER	32, 2-Times (4Q, 8/28 at PHX)	4, (3Q, 8/11 at MIN)
62, (1H, 7/25 vs. IND)	21, (2H, 8/11 at MIN)	POINTS, HALF	61, (2H, 8/28 at PHX)	20, (2H, 8/11 at MIN)
8, (9/6 vs. DAL)	4, (8/21 at DAL)	POINTS, OT	15, (9/6 vs. DAL)	13, (8/21 at DAL)
62, (7/25 vs. IND)	27, (8/11 at MIN)	POINTS, FIRST HALF	56, (8/21 at DAL)	29, (9/12 at NYL)
53, (8/19 vs. ATL)	21, (8/11 at MIN)	POINTS, SECOND HALF	61 (8/28 at PHX)	20, (8/11 at MIN)
38, 2-Times, (9/6 vs. DAL)	18, (8/11 at MIN)	FG MADE	38, (8/19 vs. ATL)	21, (9/12 at NYL)
77, (8/23 vs. PHX)	59, (8/30 vs. CON)	FG ATTEMPTED	71, 2-Times (9/13 at ATL)	55, (9/12 at NYL)
.559, (7/25 vs. IND)	.295, (8/11 at MIN)	FG%	.569 (8/28 at PHX)	.382 (9/12 at NYL)
15, (7/30 vs. SEA)	4, 2 times (8/11 at MIN)	3-POINT FG MADE	13, (8/28 at PHX)	3, (9/13 at ATL)
34, (8/19 vs. ATL)	16, (8/7 vs. NY)	3-POINT FG ATTEMPTED	32, (8/7 vs. NY)	10, (8/5 vs. LVA)
.519 (8/23 vs. PHX)	.211, (8/11 at MIN)	3-POINT FG% (MIN. 10)	.500 (8/28 at PHX)	.200, (7/30 vs. SEA)
25, (8/9 at IND)	5, (9/2 at SEA)	FT MADE	25, 2-Times, (9/6 vs. DAL)	4, (8/1 at CHI)
33, (8/9 at IND)	5, (9/2 at SEA)	FT ATTEMPTED	31, (8/9 at IND)	7, 2-Times, (9/4 vs. CHI)
1.000, 4-Times (9/13 at ATL)	.583, (9/10 at LAS)	FT%	1.000, (8/28 at PHX)	.556, (8/30 vs. CON)
15, (8/15 at LVA)	1, (8/7 vs. NY)	OFFENSIVE REBOUNDS	14, (8/11 at MIN)	2, (8/21 at DAL)
34, (7/25 vs. IND)	14, (8/28 at PHX)	DEFENSIVE REBOUNDS	32, 3-times (9/2 at SEA)	18, (9/8 vs. MIN)
43, (8/21 at DAL)	21, (8/28 at PHX)	TOTAL REBOUNDS	43, (9/2 at SEA)	26, (9/6 vs. DAL)
27, 2-Times, (9/6 vs. DAL)	12, (8/7 vs. NY)	ASSISTS	26, 2 times, (8/30 vs. CON)	8, (9/13 at ATL)
15, (9/12 at NYL)	4, (9/6 vs. DAL)	STEALS	10, 3 times (8/21 at DAL)	1, (9/13 at ATL)
5, 2-Times (9/13 at ATL)	0, 2-Times (8/19 vs. ATL)	BLOCKS	9, (8/23 vs. PHX)	0, 2-Times (9/13 at ATL)
28, (7/28 at CON)	10, (8/30 vs. CON)	PERSONAL FOULS	25, (7/28 at CON)	9, (9/12 at NYL)
22, (8/13 vs. LA)	2, (9/13 at ATL)	TURNOVERS	26, (9/12 at NYL)	11, 3-Times (9/13 at ATL)
25, 2-Times (8/23 vs. PHX)	6, (8/30 vs. CON)	POINTS OFF TURNOVERS	26, (8/21 at DAL)	2, (9/13 at ATL)
48, 2-Times, (9/6 vs. DAL)	16, (8/30 vs. CON)	POINTS IN PAINT	44, 3-Times (9/13 at ATL)	10, (8/23 vs. PHX)
20, (8/23 vs. PHX)	2, 3-Times, (9/4 vs. CHI)	SECOND CHANCE POINTS	17, (8/11 at MIN)	4, (9/12 at NYL)
8, 3-Times (9/10 at LAS)	0, 2 times (8/11 at MIN)	FAST BREAK POINTS	13, (8/30 vs. CON)	0, 2-Times, (9/8 vs. MIN)
+37, (7/25 vs. IND)	-24, (8/15 at LVA)	LARGEST LEAD/DEFICIT	+24, (8/15 at LVA)	-37, (7/25 vs. IND)
+27, (7/25 vs. IND)	-21, (8/11 at MIN)	LARGEST LEAD/DEFICIT AT HALF	+21, (8/11 at MIN)	-27, (7/25 vs. IND)
+25, (7/25 vs. IND)	-22, (8/28 at PHX)	LARGEST VICTORY/DEFEAT	+22, (8/28 at PHX)	-25, (7/25 vs. IND)





WASHINGTON MYSTICS GAME NOTES



MYSTICS/OPPONENTS INDIVIDUAL REGULAR SEASON HIGHS & LOWS

MYSTICS	CATEGORY	OPPONENT
35, Myisha Hines-Allen (8/21 at DAL)	POINTS, GAME	39, Arike Ogunbowale (9/6 vs. DAL)
17, Myisha Hines-Allen (3Q, 8/21 at DAL)	POINTS, QUARTER	15, Diana Taurasi (4Q, 8/23 vs. PHX)
23, Myisha Hines-Allen (2 nd Half, 8/21 at DAL)	POINTS, HALF	22, Betnijah Laney (8/19 vs. ATL)
3, Ariel Atkins (8/21 at DAL)	POINTS, OT	9, Arike Ogunbowale (9/6 vs. DAL)
13, two-times, Myisha Hines-Allen (9/10 at LAS)	FG MADE	14, Betnijah Laney (8/19 vs. ATL)
23, two-times, Last: Myisha Hines-Allen (8/21 at DAL)	FG ATTEMPTED	24, two-times, Last: Arike Ogunbowale (9/6 vs. DAL)
.800, Emma Meesseman (9/8 vs. MIN)	FG % (MIN. 10 FGA)	.688, Betnijah Laney (9/13 at ATL)
6, Stella Johnson (8/19 vs. ATL)	3-POINT FG MADE	7, Diana Taurasi (8/23 vs. PHX)
10, two-times, Last: Ariel Atkins (9/13 at ATL)	3-POINT FG ATTEMPTED	13, Diana Taurasi (8/23 vs. PHX)
.667, four times, last: Stella Johnson (8/19 vs. ATL)	3-POINT FG% (MIN. 5 3PA)	.800, two times, Layshia Clarendon (8/7 vs. NY)
9, Aerial Powers (8/7 vs. NY)	FT MADE	12, Arike Ogunbowale (8/21 at DAL)
9, Aerial Powers (8/7 vs. NY)	FT ATTEMPTED	13, Diana Taurasi (8/23 vs. PHX)
1.000, five-times, Last: Myisha Hines-Allen + Ariel Atkins (9/13 at ATL)	FT% (MIN. 5 FTA)	1.000, three-times, Last: Skylar Diggins-Smith (8/28 at PHX)
6, Emma Meesseman (8/15 at LVA)	OFFENSIVE REBOUNDS	7, Monique Billings (8/19 vs. ATL)
11, Myisha Hines-Allen (8/30 vs. CON)	DEFENSIVE REBOUNDS	14, two-times, Last: Breanna Stewart (9/2 at SEA)
13, four-times, Last: Myisha Hines-Allen (9/6 vs. DAL)	TOTAL REBOUNDS	17, two-times, Last: Candace Parker (9/10 at LAS)
12, Leilani Mitchell (9/4 vs. CHI)	ASSISTS	11, Courtney Vandersloot (9/4 vs. CHI)
5, Ariel Atkins (9/12 at NYL)	STEALS	4, A'ja Wilson (8/15 at LVA)
3, Emma Meesseman (8/28 at PHX)	BLOCKS	4, two-times, Last: Brianna Turner (8/28 at PHX)
7, Alaina Coates (8/21 at DAL)	TURNOVERS	7, two-times, Last: Amanda Zahui B (9/12 at NYL)
43, Myisha Hines-Allen (8/21 at DAL)	MINUTES	42, Arike Ogunbowale (8/21 at DAL)





WASHINGTON MYSTICS GAME NOTES



LAST TIME...

INDIVIDUAL

MYSTICS		OPPONENTS
30-39 points:	30, Myisha Hines-Allen (9/10/20 at Los Angeles)	39, Arike Ogunbowale (9/6/20 vs. Dallas)
40+ points:		47, Lauren Jackson (7/24/07 vs. Seattle)
15-19 rebounds:	15, Elena Delle Donne (7/19/19 at Indiana)	17, Candace Parker (9/10/20 at Los Angeles)
20+ rebounds:	20, Krystal Thomas (8/4/17 at San Antonio)	22, Jonquel Jones (8/29/17 vs. Connecticut)
10+ offensive rebounds:		10, Sylvia Fowles (7/10/13 at Chicago)
15+ defensive rebounds:	15, Krystal Thomas (8/4/17 at San Antonio)	16, Jonquel Jones (8/29/17 vs. Connecticut)
5+ blocks:	5, Elena Delle Donne (7/19/18 at Dallas)	5, Sylvia Fowles (6/23/17 at Minnesota)
10+ blocks:		
10+ assists:	10, Leilani Mitchell (9/8/20 vs. Minnesota)	11, Courtney Vandersloot (9/4/20 vs. Chicago)
15+ assists:		
10+ field goals made:	13, Myisha Hines-Allen (9/10/20 at Los Angeles)	11, Betnijah Laney + 12, Chennedy Carter (9/13/20 at ATL)
15+ field goal made:		15, Brittney Griner (8/7/18 at Phoenix)
25+ field goal attempted:	26, Chamique Holdsclaw (5/23/03 at Charlotte)	25, Brittney Griner (8/7/18 at Phoenix)
6+ three-pointers made:	6, Stella Johnson (8/19/20 vs. Atlanta)	6, Skylar Diggins-Smith (8/28/20 at Phoenix)
8+ three pointers made:		8, Leilani Mitchell (7/30/19 vs. Phoenix)
15+ free throws made:	16, Monique Currie (7/25/14 vs. Tulsa)	15, Katie Douglas (7/28/09 at Indiana)
15+ free throws attempted:	15, Tayler Hill (5/18/16 vs. Dallas)	17, Liz Cambage (7/19/18 at Dallas)
10+ turnovers:	11, Crystal Langhorne (6/26/11 vs. Tulsa)	
Triple-double:		Chelsea Gray (7/7/19 at Los Angeles)
Four-point play:	Ariel Atkins (7/30/20 vs. Seattle)	
20/20 game (points/rebounds):	Chamique Holdsclaw, 22/24 (5/23/03 at Charlotte)	
Win/lose at buzzer:	Natasha Cloud (8/18/18 vs. Los Angeles)	

TEAM

MYSTICS		TIMES THIS SEASON	OPPONENTS		TIMES THIS SEASON
Scored 100+ points:	101, 7/25/20 vs. Indiana	1	101, 9/6/20 vs. Dallas		2
Shot 60 percent or better from field:	.608 (45/74), 9/7/16 vs. Chicago		.603 (41/68), 7/11/18 vs. Atlanta		
Shot 90 percent from free-throw line:	1.000, 9/13/20 at Atlanta	6	.909, 9/10/20 at Los Angeles		3
Had 2 25+ scorers:	Elena Delle Donne, 33 & Kristi Toliver, 25, 7/30/19 vs. Phoenix		Betnijah Laney, 27 & Chennedy Carter, 26, 9/13/20 at Atlanta		3
All starters score in double figures:	8/19/20 vs. Atlanta	1	8/4/19 at Phoenix		
Had a 20+ scoring run:					
Bench outscored starters:	7/7/19 at Los Angeles		8/15/20 at Las Vegas		2
30+ assists:	30, 8/25/19 vs. New York		31, 7/11/18 vs. Atlanta		
50+ rebounds:	52, 6/1/14 vs. Los Angeles (3OT)		50, 5/22/07 vs. Sacramento		
Played in OT:	9/6/20 vs. Dallas	2			
Played in double OT:	6/14/16 at Connecticut (W, 109-106)				
Played in triple OT:	6/14/16 at Connecticut (W, 109-106)				
Had five-game winning streak:	9, 8/25/19 – 7/30/20				
Had 10-game winning streak:					
Had five-game losing streak:	5, 8/21/20 – 9/2/20	2			
Had 10-game losing streak:	13, 8/21/12 – 9/22/12				
Won five in a row at home:	10, 7/21/19 -				
Lost five in a row at home:	5, 5/14/16 – 6/11/16				
Won five in a row on road:					
Lost five in a row on road:	7, 8/1/20 – 9/8/20	1			
Won by 20-29 points:	101-76, 7/25/20 vs. Indiana	1			
Won by 30+ points:	107-68, 8/18/19 vs. Indiana				
Lost by 20-29 points:	94-72, 8/28/20 at Phoenix	2			
Lost by 30+ points:	95-62, 8/16/17 vs. Los Angeles				





WASHINGTON MYSTICS GAME NOTES



REGULAR SEASON STARTING LINEUP COMBINATIONS (Most recent lineup bold and highlighted)

PG	SG	SF	PF	C	W-L	PCT.
Mitchell	Powers	Atkins	Hines-Allen	Meesseman	3-3	.500
Mitchell	Atkins	Hawkins	Hines-Allen	Meesseman	0-3	.000
Mitchell	Johnson	Atkins	Hines-Allen	Meesseman	1-0	1.000
Mitchell	Johnson	Atkins	Hines-Allen	Hawkins	0-1	.000
Mitchell	Leslie	Atkins	Hines-Allen	Hawkins	0-1	.000
Mitchell	Gemelos	Atkins	Hines-Allen	Meesseman	1-0	1.000
Mitchell	Leslie	Atkins	Hines-Allen	Meesseman	4-5	.444

RECORD WHEN IN STARTING LINEUP

PLAYER	RECORD	PCT.	PLAYER	RECORD	PCT.
Atkins	9-13	.409	Leslie	4-6	.400
Carson			Meesseman	9-11	.450
Coates			Mitchell	9-13	.409
Gemelos	1-0	1.000	Peddy		
Hawkins	0-5	.000	Powers	3-3	.500
Hines-Allen	9-13	.409	Sutton		
Johnson	1-1	.500			

RECORD BY DAY/MONTH

DAY	HOME	AWAY	OVR (PCT.)
Tuesday	1-0	1-1	2-1 (.667)
Wednesday	1-1	0-1	1-2 (.333)
Thursday	1-1	1-0	2-1 (.667)
Friday	1-1	0-2	1-3 (.250)
Saturday	1-0	1-2	2-2 (.500)
Sunday	0-3	1-1	1-4 (.200)

MONTH	HOME	AWAY	OVR (PCT.)
July	2-0	1-0	3-0 (1.000)
August	1-5	0-6	1-11 (.083)
September	2-1	3-1	5-2 (.714)

WIN-LOSS MARGIN

MARGIN	1	2	3	4	5	6	7	8	9	10	11	12	13	14	15	16	17	18	19	20+
Games Won By			1		1		2	1		1							1	1		1
Games Lost By	1	1				1	3	1	1				1		1		1			2





REGULAR SEASON OFFENSIVE LEADERS

PLAYER	10+ PTS	20+ PTS	30+ PTS	40+ PTS	10+ REB	15+ REB	10+ AST	DOUBLE-DOUBLE	TRIPLE-DOUBLE	HIGH PTS	HIGH REBS	HIGH ASTS
Ariel Atkins	15	5								7		1
Essence Carson												
Alaina Coates	1											
Jacki Gemelos	1											
Tianna Hawkins	8				1			1		1	2	1
Myisha Hines-Allen	20	7	2		10			10		6	16	2
Stella Johnson	2	1								1		1
Kiara Leslie	4											
Emma Meesseman	16	1			2		1	3		4	6	6
Leilani Mitchell	12	1					2	1		2		16
Shey Peddy	1											
Aerial Powers	4	3								2	1	
Sug Sutton												

() With the Mystics





REGULAR SEASON MISCELLANEOUS STATS

10+ POINT GAMES

Myisha Hines-Allen.....	20
Emma Meesseman.....	16
Ariel Atkins.....	15
Leilani Mitchell.....	12
Tianna Hawkins.....	8
Aerial Powers.....	4
Kiara Leslie.....	4
Stella Johnson.....	2
Shey Peddy.....	1
Alaina Coates.....	1
Jacki Gemelos.....	1
MYSTICS.....	84
OPPONENTS.....	80

20+ POINT GAMES

Myisha Hines-Allen.....	7
Ariel Atkins.....	5
Aerial Powers.....	3
Emma Meesseman.....	1
Stella Johnson.....	1
Leilani Mitchell.....	1
MYSTICS.....	18
OPPONENTS.....	18

30+ POINT GAMES

Myisha Hines-Allen.....	2
MYSTICS.....	2
OPPONENTS.....	4

DOUBLE-DOUBLES

Myisha Hines-Allen.....	10
Emma Meesseman.....	3
Tianna Hawkins.....	1
Leilani Mitchell.....	1
MYSTICS.....	15
OPPONENTS.....	12

TRIPLE-DOUBLES

.....
MYSTICS.....
OPPONENTS.....

10+ ASSIST GAMES

Leilani Mitchell.....	2
Emma Meesseman.....	1
MYSTICS.....	3
OPPONENTS.....	1

10+ REBOUND GAMES

Myisha Hines-Allen.....	10
Emma Meesseman.....	2
Tianna Hawkins.....	1
.....
MYSTICS.....	13
OPPONENTS.....	17

10+ TURNOVER GAMES

.....
MYSTICS.....
OPPONENTS.....

20+ POINT/ 10+ ASSIST GAMES

Leilani Mitchell.....	1
MYSTICS.....	1
OPPONENTS.....

20+ POINT/ 15+ REBOUND GAMES

.....
MYSTICS.....
OPPONENTS.....

30+ POINT/ 10+ ASSIST GAMES

.....
MYSTICS.....
OPPONENTS.....

30+ POINT/ 15+ REBOUND GAMES

.....
MYSTICS.....
OPPONENTS.....

FOUL OUTS

Ariel Atkins.....	1
.....
MYSTICS.....	1
OPPONENTS.....	2

TECHNICAL FOULS

Mike Thibault.....	3
Bench.....	2
Ariel Atkins.....	1
Myisha Hines-Allen.....	1
Leilani Mitchell.....	1
MYSTICS.....	8
OPPONENTS.....	4

EJECTIONS

.....
MYSTICS.....
OPPONENTS.....

4-POINT PLAY

Ariel Atkins.....	1
.....
MYSTICS.....	1
OPPONENTS.....



WASHINGTON MYSTICS GAME NOTES



MYSTICS RECORDS WHEN... (REGULAR SEASON)

BY DAY

On Monday	0-0
On Tuesday	2-1
On Wednesday.....	1-2
On Thursday.....	2-1
On Friday.....	1-3
On Saturday	2-2
On Sunday.....	1-4

BY QUARTER NUMBERS

Leading after 1Q	7-3
Trailing after 1Q	2-10
Tied after 1Q.....	0-0
Leading at half	7-5
Trailing at half	2-8
Tied at half	0-0
Leading after three quarters.....	8-2
Trailing after three quarters.....	1-10
Tied after three quarters	0-1

BY REBOUNDS

Out-rebounding its opponents	3-4
Out-rebounded by the opponents	6-8
Tied in rebounds (game)	0-1

GAMES IN OVERTIME

Home.....	0-1
Road.....	0-1

POINTS IN THE PAINT

Scored more pts. in the paint	4-4
Outscored in points in the paint.....	5-7
Tied in points in the paint.....	0-2

FIELD GOAL ATTEMPTS

Attempting more field goals than the opponent	5-10
Attempting fewer field goals than the opponent.....	4-3
Attempting the same number of field goals.....	0-0

3-POINT FIELD GOAL ATTEMPTS

Attempting more three-point field goals than the opponent.....	7-7
Attempting fewer three-point field goals than the opponent.....	2-6
Attempting the same number of three-pointers	0-0

FREE-THROW ATTEMPTS

Attempting more free throws than the opponent.....	7-3
Attempting fewer free throws than the opponent.....	2-10
Attempting the same number of free throws.....	0-0

PLAYER TID-BITS

When Leilani Mitchell leads the Mystics in scoring.....	1-1
When Emma Meesseman leads the Mystics in scoring	0-4
When Aerial Powers leads the Mystics in scoring.....	1-1
When all five starters score in double-figures.....	1-0

REGULAR SEASON BY CONFERENCE / DIVISION

vs. EAST: 6-4		vs. WEST: 3-9	
vs. Atlanta	2-0	vs. Dallas	0-2
vs. Chicago	1-1	vs. Las Vegas	0-2
vs. Connecticut	1-1	vs. Los Angeles	1-1
vs. Indiana	1-1	vs. Minnesota	1-1
vs. New York	2-1	vs. Phoenix	0-2
		vs. Seattle	1-1

BY POINTS SCORED

Scoring 59 points or less.....	0-1
Scoring 60-69 points.....	0-4
Scoring 70-79 points.....	2-3
Scoring 80-89 points.....	4-3
Scoring 90-99 points.....	2-2
Scoring 100+ points.....	1-0
Record	9-13

BY SHOOTING PERCENTAGES

Shooting 50% or better (FG)	4-1
Shooting less than 50% (FG).....	5-12
Shooting 40% or better (3FG)	2-2
Shooting less than 40% (3FG).....	7-11
Shooting 80% or better (FT)	8-8
Shooting less than 80% (FT)	1-5

MORE REBOUNDING NUMBERS

Recording 15 or more offensive rebounds	0-1
Recording between 10 and 14 off. rebs.....	1-3
Recording nine or fewer off. rebs	8-9

BY TURNOVERS

Recording fewer TOs than the opponent ...	7-6
Recording more TOs than the opponent ...	2-6
Tied in turnovers	0-1

SECOND CHANCE POINTS

Scoring more second chance points	2-7
Outscored in second chance points.....	4-6
Tied in second chance points.....	3-0

BY OPPONENTS POINTS SCORED

Opp. Scores 59 points or less.....	1-0
Opp. Scoring 60-69 points	1-1
Opp. Scoring 70-79 points	4-3
Opp. Scoring 80-89 points	2-5
Opp. Scoring 90-99 points	1-2
Opp. Scoring 100+ points.....	0-2
Record	9-13

BY OPPONENT SHOOTING PERCENTAGES

Opp. shoots 50% or better (FG).....	2-4
Opp. shoots less than 50% (FG).....	7-9
Opp. shoots 40% or better (3FG).....	1-9
Opp. shoots less than 40% (3FG).....	8-4
Opp. shoots 80% or better (FT)	6-7
Opp. shoots less than 80% (FT).....	3-6

BY ASSISTS

Out-assisting its opponent	9-6
Out-assisted by its opponent	0-7
Same number of assists as opponent.....	0-0
Record 25 or more assists	3-1

FAST BREAK POINTS

Leading in fast-break points	5-0
Outscored in fast-break points	4-10
Tied in fast-break points.....	0-3

POINTS OFF TURNOVERS

Scoring more points off turnovers than the opponent.....	6-2
Scoring less points off turnovers than the opponent	3-9
Scoring the same points off turnovers	0-1

BENCH SCORING

When the Mystics bench outscore opponents bench.....	5-5
When the opponents bench outscore the Mystics bench	4-8
When the Mystics bench and opponents bench are tied in points	0-0

MULTIPLE PLAYER STATS

When three or more players score 20-or-more points.....	0-0
When two or more players record 10-or-more rebounds.....	0-1

PRE/POST ALL-STAR BREAK

Pre All-Star:	Home: 5-6	Away: 4-7	Overall: 9-13
Post All-Star:	Home: 0-0	Away: 0-0	Overall: 0-0

When Ariel Atkins leads the Mystics in scoring.....	2-5
When Tianna Hawkins leads the Mystics in scoring.....	0-1
When Myisha Hines-Allen leads the Mystics in scoring	4-2





WASHINGTON MYSTICS GAME NOTES



2020 MISCELLANEOUS SCORING BREAKDOWN

2020 MISCELLANEOUS SCORING BREAKDOWN																
					Washington Mystics (Highs Highlighted)						Opponents (Lows Highlighted)					
					Bench Pts	Largest Deficit	In The Paint	Second Chance	Fast Break	Pts off Turnovers	Bench Pts	Largest Deficit	In The Paint	Second Chance	Fast Break	Pts off Turnovers
DATE	OPP	W/L	GM													
25-Jul	IND	H	W	1	29	2	48	9	6	11	11	37	28	7	2	10
28-Jul	CON	A	W	2	15	6	42	6	2	21	19	15	40	10	4	24
30-Jul	SEA	H	W	3	19	2	20	12	4	20	35	25	34	16	0	6
1-Aug	CHI	A	L	4	8	9	34	11	4	14	28	9	36	10	4	20
5-Aug	LAV	H	L	5	9	8	34	6	2	9	34	11	38	7	4	16
7-Aug	NY	H	L	6	6	16	24	6	0	9	17	1	14	12	2	9
9-Aug	IND	A	L	7	25	16	32	13	2	25	24	4	32	10	2	8
11-Aug	MIN	A	L	8	9	22	18	3	0	13	21	3	34	17	2	17
13-Aug	LA	H	L	9	11	21	22	13	6	12	42	4	38	9	9	22
15-Aug	LAV	A	L	10	22	24	28	18	8	14	52	3	44	5	10	16
19-Aug	ATL	H	W	11	13	4	34	16	3	16	5	13	32	16	6	17
21-Aug	DAL	A	L	12	25	23	34	17	2	14	17	1	28	8	7	26
23-Aug	PHX	H	L	13	23	7	32	20	4	25	8	7	28	10	10	13
26-Aug	ATL	A	N/A													
28-Aug	PHX	A	L	14	23	22	20	9	4	14	29	8	26	5	6	21
30-Aug	CON	H	L	15	7	20	16	2	4	6	27	3	36	11	13	14
2-Sep	SEA	A	L	16	27	16	28	2	6	9	17	2	28	13	6	14
4-Sep	CHI	H	W	17	8	0	26	2	6	16	23	12	32	7	4	10
6-Sep	DAL	H	L	18	18	7	48	4	8	15	11	9	36	9	9	17
8-Sep	MIN	H	W	19	19	3	40	16	6	20	10	12	42	14	0	21
10-Sep	LA	A	W	20	10	9	36	6	8	18	9	8	44	6	7	10
12-Sep	NY	A	W	21	10	0	28	4	6	23	12	20	20	4	7	8
13-Sep	ATL	A	W	22	11	8	32	4	6	9	6	9	44	12	11	2
					Bench Pts	Largest Deficit	In The Paint	Second Chance	Fast Break	Pts off Turnovers	Bench Pts	Largest Deficit	In The Paint	Second Chance	Fast Break	Pts off Turnovers
TOTALS					347	-	676	199	97	333	457	-	734	218	125	321
AVERAGE					15.8	-	30.7	9.0	4.4	15.1	20.8	-	33.4	9.9	5.7	14.6





WASHINGTON MYSTICS GAME NOTES



REGULAR SEASON																										
					MYSTICS (Highs Highlighted)									OPPONENTS (Lows Highlighted)												
							1ST			2ND	1ST	2ND					1ST			2ND	1ST	2ND				
DATE	OPP		W/L	GM	1ST	2ND	HALF	3RD	4TH	HALF	OT	OT					1ST	2ND	HALF	3RD	4TH	HALF	OT	OT	TOTAL	
25-Jul	IND	H	W	1	36	26	62	30	9	39							26	9	35	21	20	41			76	
28-Jul	CON	A	W	2	26	22	48	28	18	46							20	32	52	19	18	37			89	
30-Jul	SEA	H	W	3	21	29	50	21	18	39							14	18	32	18	21	39			71	
1-Aug	CHI	A	L	4	15	22	37	25	24	49							20	15	35	27	26	53			88	
5-Aug	LAV	H	L	5	21	16	37	22	18	40							19	16	35	25	23	48			83	
7-Aug	NY	H	L	6	14	17	31	19	16	35							18	22	40	17	17	34			74	
9-Aug	IND	A	L	7	28	11	39	18	27	45							25	27	52	18	21	39			91	
11-Aug	MIN	A	L	8	11	16	27	17	4	21							18	30	48	4	16	20			68	
13-Aug	LA	H	L	9	19	15	34	16	14	30							26	21	47	17	17	34			81	
15-Aug	LAV	A	L	10	13	18	31	16	26	42							24	19	43	23	22	45			88	
19-Aug	ATL	H	W	11	22	23	45	30	23	53							24	15	39	24	28	52			91	
21-Aug	DAL	A	L	12	17	19	36	29	23	52	4						28	28	56	20	12	32	13		101	
23-Aug	PHX	H	L	13	17	22	39	26	22	48							19	19	38	23	27	50			88	
26-Aug	ATL	A	N/A																							
28-Aug	PHX	A	L	14	19	22	41	14	17	31							16	17	33	29	32	61			94	
30-Aug	CON	H	L	15	15	13	28	15	20	35							19	20	39	18	19	37			76	
2-Sep	SEA	A	L	16	17	13	30	14	20	34							26	12	38	19	14	33			71	
4-Sep	CHI	H	W	17	32	13	45	16	18	34							21	19	40	14	15	29			69	
6-Sep	DAL	H	L	18	17	27	44	16	26	42	8						19	19	38	21	27	48	15		101	
8-Sep	MIN	H	W	19	24	24	48	19	22	41							20	21	41	29	16	45			86	
10-Sep	LA	A	W	20	15	24	39	23	18	41							20	25	45	12	15	27			72	
12-Sep	NY	A	W	21	18	18	36	21	18	39							15	14	29	11	18	29			58	
13-Sep	ATL	A	W	22	27	17	44	20	21	41							22	21	43	16	19	35			78	
							1ST			2ND	1ST	2ND							1ST		2ND	1ST	2ND			
					1ST	2ND	HALF	3RD	4TH	HALF	OT	OT	TOTAL	1ST	2ND	HALF	3RD	4TH	HALF	OT	OT	TOTAL				
TOTALS					417	410	827	435	401	836	12	0	1675	437	418	855	409	424	833	28	0	1716				
AVERAGES					19.9	19.5	39.4	20.7	19.1	39.8	6.0	---	79.8	20.8	19.9	40.7	19.5	20.2	39.7	14.0	---	81.7				





GAMES MISSED (REGULAR SEASON)

PLAYER	DNP-CD	DNP-Injury/Illness	NWT-Personal	NWT-Injury/Illness	SUSPENSION
Ariel Atkins					
Essence Carson					
Alaina Coates	2				
Elena Delle Donne			22		
Jacki Gemelos					
Tianna Hawkins		5			
Myisha Hines-Allen					
Stella Johnson		9			
Kiara Leslie		3			
Emma Meesseman		2			
Leilani Mitchell					
Shey Peddy		1			
Aerial Powers		8		8	
Sug Sutton					
TOTAL	2	29	22	8	

PLAYER	REASON	GAMES MISSED
Aerial Powers	Right Hip	16 (8/9-9/13)
Tianna Hawkins	Lumbar Sprain	3 (7/28-8/1)
	Left Knee	2 (9/10-9/12)
Kiara Leslie	Ankle	3 (8/13-8/19)
Shey Peddy	Right Hip	1 (8/15)
Emma Meesseman	Right Shoulder Sprain	2 (8/21-8/23)
Stella Johnson	Left Ankle	9 (8/28-9/13)





TRANSACTIONS

DATE	TRANSACTION
February 11, 2020	Elena Delle Donne contract signed
February 13, 2020	Leilani Mitchell contract signed
February 17, 2020	Emma Meesseman contract signed
February 26, 2020	Lee Suel Kang contract signed
April 15, 2020	Acquired Tina Charles from the New York Liberty in a three-team deal where Shatori Walker-Kimbrough and the Mystics' 2020 first round and 2021 second and third round picks, as well as Dallas' two first round selections in 2020 and Tayler Hill, were sent to New York, while Dallas received Washington's 2021 first round pick and New York's 2021 second round pick
April 17, 2020	Mystics select Jaylyn Agnew with the 24th overall pick and Sug Sutton with the 36th overall pick in the 2020 WNBA draft
April 22, 2020	Signed Jaylyn Agnew and Sug Sutton to contracts
May 25, 2020	Waived Jaylyn Agnew and Sug Sutton
June 22, 2020	Natasha Cloud and LaToya Sanders opt out of the shortened 2020 WNBA season
June 26, 2020	Signed Essence Carson to a contract
June 29, 2020	Signed Alaina Coates and Shey Peddy to contracts
July 17, 2020	Tina Charles granted granted a medical exemption for the 2020 WNBA season
August 13, 2020	Signed Stella Johnson after being issued an emergency hardship by the WNBA
August 16, 2020	Signed Sug Sutton to a contract and waived Essence Carson
August 17, 2020	Waived Shey Peddy
August 19, 2020	Signed Jacki Gemelos to a seven-day contract

