



Indiana Fever (2-2) at Phoenix Mercury (2-2)
WNBA Finals Game #5
US Airways Center, Phoenix, AZ
October 9, 2009, 9:00 p.m.



PROBABLE STARTERS

Position	#	Player	Ht.	Wt.	Notes
Forward	24	Tamika Catchings	6-1	167	Leading her team in points, rebounds and assists for the third straight game, she had 24 points, 12 rebounds and four assists to go with three steals and a blocked shot in 35 minutes of Game 4 vs. Phoenix, 10/7.
Forward	32	Ebony Hoffman	6-2	215	She canned 7-10 FG, 1-2 3-pt FG and 2-2 FT for her 17 points in Game 4 vs. the Mercury, 10/7. She added eight rebounds, two steals and a blocked shot vs. Phoenix.
Center	8	Tammy Sutton-Brown	6-4	199	In scoring 12 points against the Mercury in Game 4 at Conseco Fieldhouse, 10/7, she shot 5-10 FG and 2-4 FT. She added three rebounds, a steal and a blocked shot vs. Phoenix.
Guard	23	Katie Douglas	6-0	165	Scoring in single digits for the first time in the playoffs, and the fourth time this year, she hit 2-14 FG, 1-7 3-pt FG and 2-2 FT for seven points vs. Phoenix, 10/7. In Game 4, she added four rebounds, four assists and a steal.
Guard	41	Tully Bevilaqua	5-7	145	Logging less than 20 minutes for the second straight game, she had four points, a rebound, a steal and a blocked shot without a turnover in Game 4 vs. Phoenix, 10/7.

INJURY REPORT

None to report

RECENT TRANSACTIONS

- 6/17 Signed Jessica Davenport and waived Yolanda Griffith
- 6/11 Signed Jessica Moore and Shay Murphy
- 6/11 Waived Erica White and Khadijah Whittington
- 6/ 4 Waived Tan White and Danielle Campbell
- 5/22 Waived Doneeka Lewis and Sherill Baker
- 5/ 4 Signed free agent Tamecka Dixon
- 4/21 Waived Allison Feaster
- 4/ 9 Selected Briann January, Christina Wirth and Danielle Campbell in the 2009 WNBA Draft
- 2/20 Signed free agent Yolanda Griffith

2009 REGULAR SEASON RECORDS

	Record:	Home:	Road:	Overtime:
Overall:	22-12	14-3	8-9	2-2
Eastern:	17-5	11-0	6-5	2-2
Western:	5-7	3-3	2-4	0-0
Current Streak:	Lost 2	Won 1	Lost 2	

2009 FEVER SCHEDULE & RESULTS

6/6 at Atlanta	L, 86-87 2OT	7/30 CONNECTICUT	W, 94-85 OT	Playoffs 9/19 at Washington W, 88-79 9/21 WASHINGTON W, 81-74 OT 9/23 at Detroit L, 56-72 9/25 DETROIT W, 79-75 9/26 DETROIT W, 72-67 9/29 at Phoenix L, 116-120 10/1 at Phoenix W, 93-84 10/4 PHOENIX W, 86-85 10/7 PHOENIX L, 77-90 10/9 at Phoenix 9:00 p.m. • All games broadcast live on 1070 The Fan *If necessary
6/7 MINNESOTA	L, 74-96	8/2 at Washington	W, 87-79	
6/9 SEATTLE	W, 73-66	8/5 CHICAGO	W, 76-67	
6/12 LOS ANGELES	W, 73-61	8/8 at Phoenix	W, 90-83	
6/19 at Detroit	W, 66-54	8/10 at Los Angeles	L, 63-75	
6/21 DETROIT	W, 82-70	8/13 at Minnesota	W, 91-81	
6/26 at New York	W, 82-81 OT	8/15 DETROIT	W, 82-59	
6/27 NEW YORK	W, 63-54	8/20 at Sacramento	L, 62-67	
7/2 CONNECTICUT	W, 67-53	8/22 at Seattle	L, 60-74	
7/5 ATLANTA	W, 78-74	8/27 SAN ANTONIO	W, 77-66	
7/10 at Chicago	W, 83-54	8/29 SACRAMENTO	L, 78-79	
7/15 CHICAGO	W, 84-74	9/2 PHOENIX	L, 90-106	
7/17 ATLANTA	W, 84-79	9/4 at Detroit	L, 63-70 OT	
7/19 at Connecticut	L, 61-67	9/6 WASHINGTON	W, 72-61	
7/21 at Washington	W, 82-70	9/8 at New York	W, 69-63	
7/23 at San Antonio	L, 65-84	9/10 at Chicago	L, 79-86	
7/28 WASHINGTON	W, 85-81	9/13 at Connecticut	L, 85-95	

I N D I A N A F E V E R
FEVER TEAM NOTES

LAST GAME

Playoff Game #9 FEVER vs. Phoenix, October 7, 2009--Improving its record in elimination games since the start of the 2007 postseason to 6-0, the Phoenix Mercury capitalized on the Indiana Fever's poor shooting and tied the WNBA Finals series at two games apiece on Wednesday, defeating the Fever, 90-77. Including 22 from Cappie Pondexter and 17 off the bench from Penny Taylor, the Mercury had five players score in double figures and shot better than 47 percent from the floor for the second time in the series. Phoenix shot 32-67 FG and hit 10-24 from 3-pt range while the Fever made just two 3-pt FG (2-18) and shot 29-71 from the floor overall (.408). Trailing by 13 points early in the second quarter, the Fever outscored Phoenix, 23-12, over the final eight minutes of the half to cut the lead to two at halftime. Indiana tied the score at 59-59 at the 4:33 mark of the third, only to have Phoenix reel off six straight points on successive layups by Le'coe Willingham, Diana Taurasi and Penny Taylor. The Fever would never get closer than four the rest of the way and Cappie Pondexter sent Phoenix into the fourth quarter with a 3-pt FG that gave her team a seven-point lead. A Catchings steal and fast break layup cut the lead to four (72-68) with more than eight minutes left (8:17). But, again, Phoenix answered, scoring seven straight in the span of just over a minute that was capped by a Tangela Smith 3-pt FG. Despite going 0-4 from 3-pt range, the Fever shot 9-19 FG in the first quarter. But, Phoenix shot better than 72 percent FG (.722) and hit 4-6 from beyond the arc and led by 11 at the end of the opening period. Phoenix's 33 points broke WNBA Finals record for the first quarter that the Fever had set in the first two games of the series. In addition to Pondexter and Taylor, Diana Taurasi and Tangela Smith tallied 16 points apiece and Temeka Johnson added 10 points. For the Fever Ebony Hoffman scored 17 points on 7-10 FG, 1-2 3-pt FG and 2-3 FT. Tammy Sutton-Brown scored 12 points and the Indiana front line shot 23-37 FG (.622). However, guards Katie Douglas, Tully Bevilacqua and Briann January shot a combined 5-27 from the floor (.185).

The Stat Line:

Team	1	2	3	4	OT	Tot	FG%	3FG%	FT%	OR	DR	Reb	Ast	PF	Stl	TO	Blk
Phoenix	33	16	23	18		90	.478	.417	.842	4	28	32	17	19	6	13	2
FEVER	22	25	18	12		77	.408	.111	.773	10	26	36	10	22	8	11	6

RECENT GAMES

Playoff Game #8 FEVER vs. Phoenix, October 4, 2009--Two huge plays by Ebony Hoffman have put the Indiana Fever one win away from its first WNBA title. She hit the jumper that gave her team a one-point lead with 57 seconds left, then blocked Tangela Smith's shot with a second remaining to help Indiana defeat Phoenix 86-85 in Game 3, giving the Fever a 2-1 lead in the series. Hoffman, who led Indiana with 18 points, did it all with a sprained right shoulder. She left the game with 7:21 left and returned with 3:40 to play. Catchings had 14 points, 12 rebounds and seven assists, Briann January scored 17 points, and Katie Douglas had 15. Cappie Pondexter led Phoenix with 23 points and Le'coe Willingham added 17. Diana Taurasi, the league's MVP, scored 18 points but shot 6-16 from the field. The lead seasawed throughout the fourth quarter. Hoffman's long shot from the left corner put Indiana ahead in the final minute. The officials reviewed it to determine if she was behind the arc and concluded it was a two-point field goal, giving Indiana an 86-85 lead. Pondexter rushed down court and missed a layup, and Catchings rebounded. Then Indiana missed twice in close, but got the offensive rebound. January dribbled the ball out of bounds with 22 seconds left, though, to give Phoenix a final chance. Pondexter missed a short jumper, and Catchings went for the rebound. She tried to call timeout, but Willingham tied her up and a jump ball was called. Willingham won the jump ball, and Phoenix called timeout with 3.4 seconds left to set up the final shot. There were seven lead changes and three ties in the second half.



The Stat Line:

Team	1	2	3	4	OT	Tot	FG%	3FG%	FT%	OR	DR	Reb	Ast	PF	Stl	TO	Blk
Phoenix	17	30	20	18		85	.456	.176	.833	11	25	36	14	18	5	12	3
FEVER	24	20	26	16		86	.435	.476	.800	9	22	31	17	15	6	13	9

Playoff Game #7 FEVER at Phoenix, October 1, 2009--The Fever tied a WNBA Finals record with six players scoring in double figures and Tamika Catchings flirted with the first triple-double in franchise history, as Indiana defeated the Mercury, 93-84, to tie the series at a game apiece heading back to Indiana. Leading those six players in double figures, Catchings scored 19 points to accompany a Finals record-tying 11 assists and a team-high nine rebounds. Rookie Briann January and Ebony Hoffman each scored 16 points, while Katie Douglas and Tammy Sutton-Brown each tallied 14 points and Jessica Davenport made her first appearance in the series a memorable one with 10 points in just 12 minutes. Davenport also blocked a team-high three shots and collected two rebounds. Having hit 29-54 from the floor (.537), the Fever led by 14 points (77-63) at the end of the third quarter. But, Indiana struggled offensively in the fourth quarter, allowing the Mercury to get to within five late. The Fever, however, was 6-6 from the foul line in the final 23.8 seconds to help close out the road win. After being outscored by a 2-1 margin at the foul line (38-19) in Game 1, the Fever outscored the Mercury, 23-18, from the stripe in Game 2. Behind Catchings' nine boards, the Fever outrebounded Phoenix, 40-35, and held the Mercury to just nine second chance points. In Game 1, Phoenix scored 24 second chance points. While Indiana had one more turnover than the Mercury (12-11), the Fever outscored Phoenix, 17-12, in points off turnovers.

The Stat Line:

Team	1	2	3	4	OT	Tot	FG%	3FG%	FT%	OR	DR	Reb	Ast	PF	Stl	TO	Blk
FEVER	31	17	29	16		93	.493	.286	.793	7	33	40	17	21	5	12	7
Phoenix	24	21	18	21		84	.397	.348	.750	11	24	35	15	24	5	11	9

	I	N	D	I	A	N	A	F	E	V	E	R	
	FEVER TEAM NOTES												

Playoff Game #6 FEVER at Phoenix, September 29, 2009--Phoenix's Cappie Pondexter missed a game-winning tip-in at the fourth-quarter buzzer then scored seven of her 23 points in overtime Tuesday night to help the Mercury beat the visiting Fever 120-116 in the highest-scoring game in WNBA history. Pondexter, frustrated and in foul trouble in the first half, scored the final five points to close out Game 1 of the best-of-five series. Penny Taylor scored 23 points and newly crowned league MVP Diana Taurasi had 22 for Phoenix. Katie Douglas tied it with a 3-pt FG for Indiana with 7.1 seconds left in regulation, then scored eight in overtime for the Fever to reach a career playoff high 30 points. Ebony Hoffman had a career-high 27 on 12-14 FG as the Fever set a franchise scoring record in just the second 100-point game in the club's history. Before this one, the league's highest-scoring game was Phoenix's 111-110 victory over Houston in triple overtime on Aug. 10, 2006. The Mercury and Fever each scored more points than any team previously in league history. With the win, Phoenix improved to 22-2 in games in which it scored 100 points. The Mercury are 10-0 in 100-point games this season. Indiana's Tamika Catchings had just eight points before fouling out with 2:42 left in overtime but harassed Taurasi into a 5-17 shooting night. Rookie DeWanna Bonner's two free throws put Phoenix ahead 105-102 with 14.2 seconds left in regulation, then after a timeout, the Fever got the ball to the open Douglas, who sank the bomb that tied it. The Mercury pushed down court, where Bonner missed a driving layup, but Pondexter went up for the uncontested tip-in. Her shot bounced off the rim to send the game into overtime. After trailing most of the second half by as many as eight points, the Mercury used a 9-0 spurt to take the lead late in the fourth quarter. Taurasi sank a 3-pt FG, made one of two free throws, then had an assist on Temeka Johnson's 3-pt FG that put the Mercury ahead 102-98 with two and a half minutes to play in regulation. The other basket in the run was a driving bank shot by Taylor that tied it at 98. The untimidated Fever, who had won three straight in Phoenix, came back. Catchings made two free throws, then rookie Briann January, who played collegiately at nearby Arizona State, made a layup to tie it at 102 with 47.8 seconds left. Taylor was fouled and made one of two free throws with 27.9 seconds remaining to give Phoenix a 103-102 lead. The lead changed hands six times in overtime. Douglas' 15-footer gave Indiana its final lead at 116-115 with 1:40 left. Pondexter scored on a drive to put the Mercury ahead 117-116 with 1:27 to go, then sank a 16-footer with 20.2 seconds to go to make it 119-116. She finally finished off the Fever by making one of two free throws with three seconds to play.

The Stat Line:

Team	1	2	3	4	OT	Tot	FG%	3FG%	FT%	OR	DR	Reb	Ast	PF	Stl	TO	Blk
FEVER	31	22	33	19	11	116	.556	.476	.842	6	21	27	21	30	8	15	2
Phoenix	31	25	24	25	15	120	.500	.545	.842	12	22	34	18	20	8	14	4

Playoff Game#5 FEVER vs. Detroit, September 26, 2009--In front of the largest crowd (18,165) in Fever playoff history, Tammy Sutton-Brown scored a game-high 17 points and the Fever outscored the Shock, 28-12, at the free throw line, lifting it to a 72-67 victory at Conseco Fieldhouse and advancing to the WNBA Finals for the first time in its history. Sutton-Brown was one of four Indiana players in double figures that included 14 points from Katie Douglas and 10 points each from Tamika Catchings and Ebony Hoffman. Hitting just 3-15 from the floor, the Fever scored just nine points in the third quarter, allowing Detroit to head to the fourth quarter with a one-point lead. But, the Fever started the fourth with a 7-1 spurt that found it leading by five points with just under eight minutes left. Including two layups by Cheryl Ford, the Shock scored nine of the next 11 points to re-gain a two-point lead (60-58) with 4:48 left. In the span of just 36 seconds the Fever scored four unanswered points on 2-2 FT each by Tammy Sutton-Brown and Brian January. The Fever would never trail again. While they shot a combined 8-18 FG, the Fever and Shock combined for 24-29 FT in the fourth quarter and Indiana outscored Detroit, 17-7, from the line in the final quarter. Including 14 in the second half, Detroit committed 24 turnovers, tying the most ever by a Fever opponent in a postseason game.



The Stat Line:

Team	1	2	3	4	OT	Tot	FG%	3FG%	FT%	OR	DR	Reb	Ast	PF	Stl	TO	Blk
Detroit	21	17	12	17		67	.439	.385	.750	10	21	31	12	25	9	24	1
FEVER	26	14	9	23		72	.377	.308	.903	8	24	32	12	15	10	21	2

Playoff Game#4 FEVER vs. Detroit, September 25, 2009-- Tamika Catchings went down after being fouled hard in the third quarter, and her teammates and more than 9,000 Indiana Fever fans waited in stunned silence to see if she'd recover. But, she got up and made Detroit pay. Catchings scored 22 points, and the Fever avoided elimination with a 79-75 win, forcing a decisive Game 3 at Conseco Fieldhouse on Saturday night. Catchings said her neck already was hurting before she was hit with 3:06 left in the third quarter. The foul on the play was charged to Alexis Hornbuckle. Catchings felt the contact was excessive. Her teammates who had been with her through the previous injury were worried. Catchings not only got up, she never left the game. She dusted herself off and made one of two free throws to cut Detroit's lead to 50-49. On Detroit's next possession, Catchings stole a pass, then found an open Briann January for a 3-pt FG that gave the Fever a 52-50 lead and Indiana never trailed again, outscoring Detroit, 31-25, after Catchings went down. Catchings, who earlier in the day was named the league's Defensive Player of the Year, also had nine rebounds, six steals and five assists. Katie Douglas added 14 points and five steals for the Fever. Deanna Nolan led Detroit with 23 points and Shavonte Zellous added 19 points and nine rebounds. Indiana set a postseason record with 18 steals and scored 28 points off Detroit's 24 turnovers. Indiana's defensive effort made up for Detroit's 41-27 rebounding edge. Indiana led 39-38 at halftime. The Fever set a league playoff record for steals in a half with 12, and Catchings set a postseason record for steals in a quarter with five. The Shock made up for it by outrebounding the Fever 27-16 in the first half. The rebounding disparity nearly cost the top-seeded Fever their season. Detroit dominated the boards overall, but Indiana won the rebounding matchup 10-7 in the fourth quarter.

The Stat Line:

Team	1	2	3	4	OT	Tot	FG%	3FG%	FT%	OR	DR	Reb	Ast	PF	Stl	TO	Blk
Detroit	15	23	20	17		75	.415	.353	.789	17	24	41	12	25	8	24	7
FEVER	17	22	21	19		79	.450	.294	.667	5	22	27	16	19	18	13	4

I N D I A N A F E V E R																	
	<h1 style="margin:0;">FEVER TEAM NOTES</h1>																

Playoff Game#3 FEVER at Detroit, September 23, 2009--The Indiana Fever chose a most inopportune time to have its worst offensive showing of the season, putting up just 56 points on 35.5 percent shooting from the floor in Game 1 of the Eastern Conference Finals series with Detroit, 9/23. The Fever shot 7-14 FG and led by five points after the first period. The lead quickly grew to 11 points early in the second quarter on 4-4 FT from Tammy Sutton-Brown and a Brian January jump shot with 7:35 left to go in the period.. Even though Indiana shot 6-13 FG the rest of the period, the Fever saw its lead erode to just two by halftime, as the Shock shot 6-10 FG and outscored Indiana, 22-13, the rest of the quarter. Detroit opened the third quarter with six unanswered points and never trailed again. The Fever's shooting woes got even greater in the third, as it hit just 3-16 from the floor and did not attempt a free throw. Indiana shot just two free throws (1-2) in the second half and was outscored, 19-6, from the line for the game. Detroit shot 22 free throws to Indiana's nine. The Fever was led in scoring by Katie Douglas, who tallied 16 points but shot just 6-19 from the floor and 4-7 from 3-pt range. Hitting 5-8 FG and 4-5 FT, Tammy Sutton-Brown added 14 points. The WNBA's leading scorer through the first round of the playoffs, Tamika Catchings, totaled nine points and scored just two (1-7 FG) in the second half. Catchings maintained her standing as the league's best rebounder in the postseason with a game-high 11. But, the Fever was outrebounded by Detroit, 36-29. Including nine each from Kara Braxton and Cheryl Ford, Detroit had five players with at least four rebounds each.

The Stat Line:

Team	1	2	3	4	OT	Tot	FG%	3FG%	FT%	OR	DR	Reb	Ast	PF	Stl	TO	Blk
FEVER	18	19	6	13		56	.355	.333	.667	10	19	29	17	20	6	19	5
Detroit	13	22	17	20		72	.385	.333	.864	13	23	36	13	18	7	13	8

Playoff Game#2 FEVER vs. Washington, September 19, 2009--The Indiana Fever's Tamika Catchings' and Tully Bevilacqua their team . to a 81-74 overtime victory over the Washington Mystics to sweep their best-of-three Eastern Conference semifinal series. Catchings had 24 points, 16 rebounds, five assists, four steals and four blocked shots before a noisy Conesco Fieldhouse crowd of 9,655. Point guard Bevilacqua scored six of her 13 points and had three rebounds in overtime to spark the Fever, who travel to Detroit on Wednesday to start the conference finals. Tammy Sutton-Brown scored 16 points and Katie Douglas 13 for Indiana, which made five of its first seven shots and then just 18-65 the rest of the way to finish at 32.4 percent from the floor. Crystal Langhorne scored 11 of her 15 points in the second half to keep the Mystics in the game. Lindsey Harding and Alana Beard scored 10 each for Washington, which lost Chastity Melvin and Nakia Sanford to fouls in the game's waning minutes. Catchings, driving the lane, drew a foul and made two free throws to tie it at 69 all, with 2.6 seconds remaining in regulation. Beard shot a 10-foot airball from the left side as the fourth quarter expired. In the overtime, Sutton-Brown scored on a layup with 1:18 to play to break a tie, and the Fever then scored the final five points.

The Stat Line:

Team	1	2	3	4	OT	Tot	FG%	3FG%	FT%	OR	DR	Reb	Ast	PF	Stl	TO	Blk
Washington	16	21	18	14	5	74	.378	.176	.750	15	28	43	11	32	11	23	3
FEVER	18	12	19	20	12	81	.324	.150	.842	18	27	45	16	22	11	18	8

Playoff Game#1 FEVER at Washington, September 17, 2009--Tamika Catchings said the Indiana Fever had a simple mantra as they walked off the court trailing after three quarters in their playoff opener at Washington Thursday, 9/17: "Pick It Up." From their offensive pace to their defensive intensity, the top-seeded Fever did exactly that as they opened the fourth quarter with a 17-3 run on the way to an 88-79 victory over the Mystics in their Eastern Conference first-round series. To Catchings' 26 points and 13 rebounds, Katie Douglas added 19 points and Briann January was a spark off the bench with 16 - all in the second half - for the Fever, who entered the fourth quarter down 58-56. Indiana came into the playoffs having lost seven of its last 10 games, but it turned up its noted defensive pressure late and improved to 5-0 against the Mystics this season and 17-4 in their last 21 meetings. Trailing by 12 points midway through the fourth quarter, the Mystics rallied behind two 3-pt FG from Marissa Coleman and a three-point play by Chasity Melvin to pull within 79-76. On the Fever's next possession, Catchings converted a three-point play and January, the sixth pick in the 2009 WNBA draft, was perfect on four free throws in the final 42 seconds to seal the win. For the Mystics, which sports the youngest roster among the playoff teams, the second-half collapse has been an unwanted but common theme this season overall and specifically against the Fever, who outscored them 134-91 in the final quarter of their five meetings this season. Crystal Langhorne led Washington with 18 points and 10 rebounds. Coleman finished with 16 points and Matee Ajavon had 10 for the Mystics. Tammy Sutton-Brown added 12 points for the Fever.

The Stat Line:

Team	1	2	3	4	Tot	FG%	3FG%	FT%	OR	DR	Reb	Ast	PF	Stl	TO	Blk
FEVER	21	18	23	23	85	.414	.333	.917	11	13	24	19	25	10	15	1
Washington	23	17	30	25	95	.590	.273	.645	10	26	36	29	20	9	17	5

INDIANA vs. PHOENIX - THE GAME

Including the Fever's fifth win its last seven games on the Mercury's home floor, Indiana and Phoenix split their 2009 season series, 1-1. Phoenix's win at Conesco Fieldhouse, 9/2, was its third in its last six games with the Fever, but it was also the Mercury's second in the last three seasons on the Fever's home floor. Overall, Indiana is 11-6 against the Mercury, including a mark of 6-3 at home. In the first meeting between the two teams, 8/8, Katie Douglas scored 28 points to lead her team to a 90-83 win. Douglas was unable to play in the game vs. Phoenix at Conesco Fieldhouse, 9/2, and the Mercury shot nearly 59 percent from the floor (.586) on its way to a 106-90 win.

I N D I A N A F E V E R
FEVER TEAM NOTES

FEVER & MERCURY - 2009 REGULAR SEASON

Gm #29 FEVER vs. Phoenix, September 2, 2009--Tightening up the battle for the best record in the WNBA more than it already was, The Phoenix Mercury quickly got over their tough loss at Detroit the previous night. Cappie Pondexter scored 25 points and the Mercury shot nearly 60 percent from the floor in a 106-90 victory over the Indiana Fever. Phoenix was coming off a 101-99 defeat against the surging defending champion Shock on Tuesday night. DeWanna Bonner scored 15 points, Diana Taurasi had 14 and Temeka Johnson 13 as the Mercury (21-10) shot 41 for 70 from the field (59 percent), including 10-18 from 3-pt range. Western Conference-leading Phoenix won for just the fifth time in its last nine games and moved a game and a half ahead of second-place Seattle. Tamika Catchings had 27 points and a season-high 12 rebounds for the East-leading Fever (20-9), losers of four of their last five. Tammy Sutton-Brown scored 19 points, rookie Briann January had 14 and Ebony Hoffman 11. Douglas, who had 28 points and 10 rebounds in a 90-83 win at Phoenix, 8/8, sprained her left ankle on Saturday and was held out for precautionary reasons. The Mercury outscored the Fever 17-9 over the first 4:12 of the second half to build a 72-55 margin and later led by as many as 22 points. Bonner had six points in a 10-2 run late in the first quarter that gave the Mercury a 28-17 lead. After shooting better than 60 percent for most of the first half, the Mercury were at 57 percent (20 for 35) at the break and led 55-46. The Fever shot 42 percent (16-38) in the opening 20 minutes.



The Stat Line:

Team	1	2	3	4	Tot	FG%	3FG%	FT%	OR	DR	Reb	Ast	PF	Stl	TO	Blk
Phoenix	28	27	32	19	106	.586	.556	.875	5	25	30	19	27	6	18	3
FEVER	19	27	25	19	90	.424	.222	.789	10	19	29	14	19	8	14	3

Gm #21 FEVER at Phoenix, August 8, 2009-- Katie Douglas and the streaking Indiana Fever got the jump on the Phoenix Mercury in a showdown between WNBA conference leaders. Douglas tied a franchise record by hitting a career-high six 3-pt FG and finished with 28 points, 10 rebounds and five assists in Indiana's 90-83 victory. Riding a 17-2 start against the highest-scoring team in the WNBA, the Fever - a league-best 17-4 - won their fifth straight to move five and a half games ahead of second-place Washington in the Eastern Conference. Tamika Catchings added 15 points, seven rebounds and five assists, and Jessica Moore had a career-high 19 points and eight rebounds for Indiana. Diana Taurasi, playing in foul trouble in the second half, had 16 points for the Mercury. Cappie Pondexter added 12 points, five assists and three steals. Indiana did get to the foul line twice as much as Phoenix, making 27-30 to the Mercury's 14-15. The Fever also outrebounded Phoenix 43-26, allowing the Mercury just three offensive boards. Phoenix never really got its high-powered offense in gear and was held nine points below its league-leading average of 92.5 a game, losing for just the second time in six games. The Mercury made three of 14 attempts from 3-pt range. The Fever also won again without starting center Tammy Sutton-Brown, who sat out her fourth straight game because of a stress reaction in her right big toe. Indiana, with the best defense in the league allowing 71.8 points a game going into the night, jumped out to a 17-2 lead in the first 3:31 of the game. But, Phoenix cut away at the lead and trailed 44-39 at the break. The Mercury pulled to within 63-60 with 2:31 left in the third quarter, but Fever rookie Briann January hit a 3-pt FG to start a 10-2 run. Douglas hit a long 3-pt FG, and Tamecka Dixon followed with a fast-break layup to give the Fever a 81-67 lead with 6:27 remaining.

The Stat Line:

Team	1	2	3	4	OT	Tot	FG%	3FG%	FT%	OR	DR	Reb	Ast	PF	Stl	TO	Blk
FEVER	31	13	29	17		90	.356	.423	.900	15	28	43	17	14	11	15	3
Phoenix	18	21	25	19		83	.485	.214	.933	3	23	26	17	20	8	13	6

	I N D I A N A F E V E R	
FEVER TEAM NOTES		

SERIES RECORD

Overall	Fever 11, Mercury 6
At Indiana	Fever 6, Mercury 3
At Phoenix	Fever 5, Mercury 3
Playoffs	Fever 1, Mercury 1
At Indiana	Fever 1, Mercury 1
At Phoenix	Fever 1, Mercury 1

ALL-TIME SERIES RESULTS (11-6, 2-2)

Date	Site	W/L	Score
7/8/00	IND	L	65-66
7/26/00	PHO	L	65-79
7/1/01	IND	W	86-78
7/31/02	PHO	W	58-56
7/2/03	IND	W	79-65
7/3/04	IND	W	61-60
7/24/04	PHO	L	56-71
5/24/05	IND	W	83-76
8/14/05	PHO	W	62-56
6/23/06	PHO	W	83-73
7/18/06	IND	W	71-65
6/15/07	IND	L	78-89
7/29/07	PHO	L	75-80
7/27/08	PHO	W	88-84
9/14/08	IND	W	103-89
8/8/09	PHO	W	90-83
9/2/09	IND	L	90-106

REGULAR SEASON SERIES HIGHS

FEVER TEAM

Most Points	103 at Indiana, 9/14/08
Fewest Points	56 at Phoenix, 7/24/04
Largest Victory	14 at Indiana (103-89), 9/14/08

MERCURY TEAM

Most Points	106 at Indiana, 9/2/09
Fewest Points	56 at Phoenix, 8/14/05
Largest Victory	16 at Indiana (106-90), 9/2/09

FEVER INDIVIDUAL

Points	28, Tamika Catchings at Indiana, 5/24/05
	Katie Douglas at Phoenix, 8/8/09
Rebounds	15, Tamika Catchings at Indiana, 6/15/07
Assists	9, Rita Williams at Indiana, 7/1/01

MERCURY INDIVIDUAL

Points	25, Diana Taurasi at Phoenix, 7/27/08
Rebounds	12, Tangela Smith at Phoenix, 7/29/07
Assists	8, Kelly Miller, 6/15/07

Playoffs

9/29/09	PHO	L	116-120 OT
10/1/09	PHO	W	93-84
10/4/09	IND	W	86-85
10/7/09	IND	L	77-90

FEVER FACTS



Banner Season

The Fever's best season in its 10-year history has culminated in its first ever trip to the WNBA Finals against the Phoenix Mercury. While the Fever hunts for its first WNBA crown, the Mercury is seeking its second WNBA title in three years. This series pits the most prolific offense in the history of the league against one of the best defenses the WNBA has ever seen. While Phoenix set WNBA records by averaging 92.8 ppg and shooting 85.5 percent from the foul line, the Fever set a league record with 373 steals (11.0 spg) and held its opponents to 73.6 ppg--the lowest mark in the East, and third lowest in the league. The run-and-gun Mercury averaged more than seven and a half (7.56) 3-pt field goals per game on nearly 39 percent shooting (.386) from beyond the arc and the Fever forced its opponents into a WNBA-high 18.76 turnovers per game.

Despite winning just three of its final 10 games, the Fever won a franchise record 22 games and won its first regular season Eastern Conference championship. After losing its first two games, the Fever set a franchise record by winning its next 11 in a row and it had the best record in the WNBA for much of the season, until its late-season swoon that was precipitated by some nagging injuries to key players. The team's leading scorer, Katie Douglas (17.6 ppg), missed three games in September and the club was 0-3 in those outings. Center Tammy Sutton-Brown missed a total of seven games and Indiana was 5-2. The team's number one reserve, Tamecka Dixon sat out the team's final two games of August and it went 1-1 in her absence.

Four times in the regular season the Fever showed that no lead was too great to overcome, bouncing back from double-digit deficits to post wins--including its win over Detroit, 8/15. Against the Shock, the Fever fell behind by 14 points early in the second quarter. The Shock hit on 12 of its first 20 shots (.600) and capitalized on eight Indiana turnovers in the first 11 minutes that resulted in 12 points off turnovers. At that point, the Shock had committed just two turnovers that resulted in 3-pt field goals. However, the Fever scored 39 points on the Shock's 22 miscues in the last 29 minutes of the contest, as it posted one of the largest swings in points in franchise history. After hitting just five of its first 15 shots, the Fever shot 22-45 FG the rest of the way.

Twice Indiana came back from 17-point, second-half deficits to get a win. The 17-point deficit at New York tied its largest ever in a win on the road. Indiana also trailed by 17 in its first ever win at Miami, 6/1/00. At Connecticut, 7/19, the Fever nearly topped that feat. Trailing by 20 points with five minutes remaining against the Sun, the Fever tallied 16 straight points to slice the margin to just four. But, Connecticut made 7-8 FT in the final 27 seconds to thwart the rally.

I N D I A N A F E V E R										
	FEVER TEAM NOTES									

Fever Honors

On Friday, 9/25, Fever players Tamika Catchings and Tully Bevilaqua were both named to the WNBA's All-Defensive First Team. The duo combined for a WNBA season-high 161 steals in 2009, four short of the record they set in 2005. After falling one short of the league record for steals in a season, Catchings was named the league's Defensive Player of the Year for the third time in the last five seasons. Catchings joins Sheryl Swoopes as the only three-time winners of the award in the league's 13-year history. Catchings has been selected to the all-defensive first team in each of the five years it has been named. Bevilaqua has been on the all-defensive team in each of the last five seasons and has been on the First Team four times.

For the first time in its history, the Fever had two players named to the All-WNBA First or Second Team, as Tamika Catchings was so honored for the seventh time in her career by being selected for the 2009 First Team. Leading the Fever in scoring for the second year in a row, Indianapolis native Katie Douglas was chosen to the All-WNBA second team this year. The honor is Douglas' third All-WNBA selection.

Rookies No More

The Fever is one of the most experienced teams in the WNBA and certainly the Fever's experience and confidence played a role in hanging tough and pulling ahead late in Game 1 against the Washington Mystics, 9/17. But the key late in that game for the Fever was its rookies, Christina Wirth and Briann January. When the Fever made its 17-3 run to begin the fourth period, who was on the floor? January and Wirth. The rookies had a hand in 11 of those 17 points for Indiana. Wirth scored the first four points of her playoff career in that run and added assists on two buckets by January, one of which was part of a three-point play.

Playing all 10 minutes of the fourth quarter, January took command on offense and defense, collecting 10 points, three rebounds, three assists and a steal. Wirth chipped in with four points and two assists while playing eight pivotal minutes during the game's turning moments. January was 6-6 from the foul line in the fourth quarter, including four in the game's final 43 seconds that helped ice the win.

A by-product of those rookie contributions? Improving-with-age, 38-year old point guard Tully Bevilaqua was able to rest almost the entire fourth quarter, as did reserve center Jessica Moore who has nursed a sore knee recently. As a result of that rest, Bevilaqua was able to play more than 30 minutes of the overtime win in Game 2 vs. Washington, 9/19, and record one of her best outings of the entire year. While January and Wirth struggled in Game 2, Bevilaqua scored 13 points to go with a postseason career-high seven rebounds, two assists, three steals and just one turnover.

When the WNBA Finals began, 9/29, January played in front of many friends and fans from her college days at Arizona State, where she starred for the past four seasons. In Game 1, January had one of her best overall games of the season, scoring 11 points off the bench and handing out a career-best seven assists to lead the team. A two-time Defensive Player of the Year in the Pac-10 for the Sun Devils, January finished her career as the school's all-time leader in assists (538) and career free throw percentage (.830). As a senior, she set the Sun Devils' single-season record for 3-pt field goals with 65.

In the Fever's Game 3 win over the Mercury, 10/4, January had, by far, her best offensive game of not only the playoffs, but of her rookie season all-together. Including 3-4 3-pt FG and 4-4 FT, January tied her career-high with 17 points and she added two assists with two rebounds in just under 26 minutes. She helped the Fever turn a seven-point deficit into a three-point lead in the final 2:16 of the third quarter, scoring the last 10 Indiana points in a row of a 12-2 run.

Finding the Range

The Fever is attempting to go where no other WNBA team has gone before – win a WNBA title while owning the league's worst shooting percentage in the regular season. But you wouldn't have known it by looking at the box scores from the first three games of the series with Phoenix. In Game 1, 9/29, the Fever set a WNBA Finals record by shooting nearly 56 percent (.556) from the floor, including 21-33 (.636) FG in the third and fourth quarters combined. On her way to a career-high 27 points, Ebony Hoffman shot an incredible 12-14 from the floor.

In Game 4, 10/7, the Fever shot nearly 49 percent from the floor in the first two periods and weathered a first quarter in which the Mercury shot better than 72 percent from the field, to trail by just two points (49-47) at halftime. Through the first five and a half minutes of the second half, the Fever shot 6-9 FG and had tied the score at 59-59. At that point, the Fever had shot 25-48 FG for the game (.521). But that's where the game turned. Fueled by an Indiana offense that made just three of its next 20 shots, the Mercury sprinted to a double-digit lead and tied the series at two games apiece. Indianas shot just 2-15 FG in the fourth quarter alone and shot 29-71 FG (.408) for the game.

In the regular season, Indiana shot 40.2 percent from the floor in 2009, good for 13th in the league's rankings. The 2009 Fever is just the third team ever to finish last in field goal percentage to make the playoffs. Indiana is the only playoff club among this year's lower tier of shooting teams (10th, 11th, 12th or 13th). Historically, the 2009 Fever is just the 11th team in the "10th or below lower tier" to ever qualify for the playoffs, since the league expanded beyond 10 teams in 1999.

The best that any previous team has ever done while owning the league's worst shooting mark was, ironically, the Fever in 2005. In that season, Indiana advanced to the Eastern Conference Finals despite a 40.3 percent shooting clip. Until now, no team had ever reached the WNBA Finals while finishing 10th or below among league FG% rankings.



Home Cooking

The Fever's 14-3 home mark in 2009 matched the best in franchise history (2005) and was the best in the WNBA this season. Counting the playoffs, Indiana is 18-4 at home for the entire season and two of its losses have come at the hands of the Mercury.

After falling miserably in its home opener to the Minnesota Lynx on June 7, 96-74, the Fever reeled off a single-season franchise mark of 12 straight home wins.

When Katie Douglas turned an ankle wearing low-top pink shoes in the first quarter of Breast Health Awareness Night against Sacramento, Aug. 29, the streak ended as the Monarchs overturned a 14-point deficit for a 79-78 upset.

Since totaling 12 combined home wins in its first two seasons (2000 & 2001), the Fever has won at least 10 games in each of the last eight

I	N	D	I	A	N	A	F	E	V	E	R
	FEVER TEAM NOTES										

On the Boards

While the Fever had a big advantage on the offensive boards, 10-4, it outscored Phoenix in second chance points by just four points, 14-10. Overall, the Fever outrebounded the Mercury, 36-32, behind a game-high 12 boards from Tamika Catchings and eight rebounds from Ebony Hoffman. Catchings contributed four of the 10 offensive rebounds and Jessica Moore had two offensive boards. Game 4, 10/7, represented the Fever's first loss of the playoffs in a game in which it won the battle of the boards.

Losing the battle of the boards, but winning the game, for the second time in the 2009 postseason, the Fever was outrebounded, 36-31, in its one-point win over the Mercury in Game 3, 10/4. In leading all rebounders with 12, Tamika Catchings registered her fourth double-double (14 points, 12 rebounds) of the postseason. But, she was one of just two Indiana players with more than five rebounds. Phoenix, on the other hand, had five players collect at least five rebounds, led by Tangela Smith's 10 and seven from Diana Taurasi.

In Game 2 vs. Phoenix, 10/1, all five Indiana starters had at least four rebounds and a total of eight players had at least two boards, as the Fever outrebounded the Mercury, 40-35. That is only the third time in its postseason history that Indiana has claimed at least 40 rebounds, and its the second 40-rebound game for Indiana in 2009. While Tamika Catchings led the way with nine boards, Tammy Sutton-Brown gathered in eight and Katie Douglas had seven. All five Phoenix starters had at least one offensive rebound and the team had 11 offensive boards to the Fever's seven. However, both teams scored nine second chance points, after Phoenix had outscored Indiana, 24-15, in second chance points in Game 1.

With both team shooting above 50 percent from the floor, and the Fever hitting a WNBA Finals record 55.6 percent from the field, there weren't a lot of rebounds to go around in Game 1 at Phoenix, 9/29. But, of the nine players to see action for the Mercury, eight had at least two rebounds and four collected four or more. As a result, the Fever was outrebounded for the third time in six playoff games, 34-27. To accompany her career-high 27 points, Ebony Hoffman led her team with eight rebounds and was the only Indiana player with more than one offensive rebound with three. The Mercury turned 12 offensive rebounds into a 24-15 advantage in second chance points. Phoenix outscored the Fever, 15-7, in points off its offensive rebounds in the second half. Tamika Catchings had her fewest rebounds of the 2009 postseason with just six at Phoenix and she is one of four players that averaged 10+ rebounds a game in the playoffs with 10.0 rpg.

During the 2009 regular season, the Fever ranked eighth best in the WNBA with an average of 33.0 rpg. However, it limited its opponents to an average of just 34.32 rpg, the eighth lowest mark in the league.

Beasts of the East

With its win over the Shock in Game 3 of the Eastern Conference Finals, the Fever completed a clean sweep of its 14 home games against Eastern Conference opponents.

After losing its first two games of the season in double overtime at Atlanta, 6/6, and vs. Minnesota, 6/7, the Fever posted 22 wins in its last 32 games and won 17 of its last 21 games vs. Eastern Conference foes. As a result, Indiana won its first ever regular season Eastern Conference title. The Fever lost just four games (17-5) against teams from its own conference, while no other team in the conference won more than 11 games, and Detroit was the only other East team to finish at .500 within the conference. Sunday's game at Connecticut was the fifth of five straight Fever games against teams from the Eastern Conference and it was the third of three straight road games to end the 2009 regular season.

Spread it Around



A victim of the team's poor shooting effort in Game 4, the Fever had its third fewest assists ever in the postseason with just 10 in Game 4 vs. Phoenix, 10/7. Those 10 assists were spread out over just three players, as Tamika Catchings and Katie Douglas each had a team-high four and Briann January came off the bench to distribute two assists. The Fever's 10 assists tied its fewest of the 2009 regular season and were the team's fewest in a playoff game since having just nine vs. Detroit, 8/17/06.

Dealing at least five assists for the fifth straight game, and the sixth time in the last seven, Tamika Catchings handed out seven assists in Game 3 vs. Phoenix, 10/4. She and Katie Douglas, who also had seven assists, accounted for 14 of the team's 17 assists on its 30 field goals in Game 3. Douglas' seven assists are her most ever in the playoffs.

In nearly registering the first triple-double in WNBA Finals history, Tamika Catchings tied a Finals record with 11 assists--the most ever by a player from the Eastern Conference. Catchings and Katie Douglas (3) were the only members of the Fever that had more than one assist in Game 2 and the team totaled 17 assists on its 33 field goals. Catchings' 11 assists and 19 points represent the first points-assists double-double in Indiana's playoff history and 11 assists tie the most ever by a Fever player in any game, regular season or playoffs.

The Fever set a WNBA Finals record by hitting nearly 56 percent from the floor (.556) and that was, in large part, due to its moving the ball into position for easier shots. As a result, Indiana had more than 20 assists for the first time ever in the playoffs. Playing in the same state where she starred collegiately for the previous four years, Arizona State product Briann January handed out a career-best seven assists and was one of three Indiana players with at least four assists. Tamika Catchings passed out five assists before fouling out in overtime and Tully Bevilacqua had four assists. As a team, the Fever had a game-high 21 assists on its 45 field goals.

During the 2009 regular season, Tamika Catchings led the Fever in assists this season with an average of 3.15 apg, which was 15th best in the WNBA. Tully Bevilacqua was 19th in the league with an average of just under three a game (2.85 apg) and Katie Douglas was 22nd with 2.74 apg. January was second among all WNBA rookies with an average of 2.33 apg.

I N D I A N A F E V E R		
	FEVER TEAM NOTES	

I Got It and You Can't Have It

Prior to the 2009 postseason, the Fever had forced its opponent into 20 or more turnovers just one time in a playoff game. The 2009 WNBA leaders in forcing turnovers by its opponent, the Fever forced 20+ turnovers three times in its first five playoff games this year, including a postseason record 24 by the Detroit Shock in Games 2 and 3 at Conseco Fieldhouse, 9/25 & 9/26. In Game 3, six players accounted for all of the Shock's miscues, including six by Kara Braxton and five by Deanna Nolan. The night before, Alexis Hornbuckle committed six turnovers and Taj McWilliams had five. Hornbuckle and Braxton's six turnovers each represent the second most ever by a single player against the Fever in the postseason. In Game 2, 9/25, Indiana scored a 2009 postseason-high 28 points off turnovers, while giving up just nine points off its own 13 miscues.

However, in the four games of the WNBA Finals, the Fever has forced Phoenix into an average of just 12.5 turnovers per game and has averaged 16.3 points per game off those miscues. Despite having fewer turnovers than the opposition for the first time in the series, and its fewest of the postseason, the Fever gave up 20 points on its 11 turnovers and scored just 14 points on the Mercury's 13 errors. That's the second fewest points off turnovers the Fever has scored in nine playoff games, and it's the fewest since it scored just nine points in a loss in Game 1 of the Eastern Conference Finals at Detroit, 9/23.

In winning Game 1 of the 2009 WNBA Finals, the Phoenix Mercury turned the tables on the Fever, scoring 22 points off turnovers and allowing the Fever just 17 points on its own 14 miscues. While committing just five second-half turnovers, the Mercury forced the Fever into eight second-half turnovers. The result was an 11-8 edge for Phoenix in points off turnovers.

In Game 2 at Phoenix, 10/1, the Fever had its fewest turnovers of the 2009 postseason with 12 and Phoenix's 11, represented the fewest forced by Indiana in the 2009 postseason. The 23 miscues by the two teams combined tied the fifth fewest in WNBA Finals history

During the regular season, the Fever was fifth best in the WNBA with an average of 15.62 turnovers committed per game and its opponents averaged a league-high 18.76 turnovers per game. Indiana was the only team with a defensive average of 18+ turnovers per game.

Thieves Among Us

During the 2009 regular season, the Fever averaged a league-best 11.0 spg and set a WNBA record with 373 steals in 34 games. However, the Fever's steals have not come in bunches in the playoffs, as they did during the season. In nine playoff games, the Fever has averaged 9.2 spg and has had eight or fewer in each of the last four games. In Game 4 vs. Phoenix, 10/7, the Fever had just eight steals, including three from Tamika Catchings and two from Ebony Hoffman. Starters Tammy Sutton-Brown, Katie Douglas and Tully Bevilaqua each had one steal in Game 4.

The WNBA's 2009 Defensive Player of the Year, Tamika Catchings, collected at least three steals for the first time in the WNBA Finals series vs. Phoenix, but for the fifth time in the last seven postseason games, with a game-high four in Game 3 at Conseco Fieldhouse, 10/4. Catchings was the only Fever player with more than one theft in Game 3 and the team totaled six steals--tying its second fewest of the 2009 playoffs.

Catchings was the only player on either side in Game 2, 10/1, to have more than one steal and she had two, as both teams had just five steals in the game. Indiana's five thefts was its fewest of the postseason and tied its fewest of the regular season.

Including two each from Catchings, Douglas and Jessica Moore, the Fever totaled eight steals against the Mercury in Game 1, 9/29. That was just the second time in its first six postseason games that Indiana had fewer than 10 steals. Moore's two steals were her first of this year's playoff and they doubled her postseason career total.

The Fever collected 10 or more steals for the 28th time in 2009 with 10 in Game 3 vs. Detroit, 9/26. Tamika Catchings led the way with three thefts, while Tully Bevilaqua and Ebony Hoffman added two each. Three others (Tammy Sutton-Brown, Katie Douglas and Jessica Moore) each had one steal apiece. Eight of the Fever's 10 steals came after halftime, including five in the third quarter alone.

After the team had just six steals in Game 1 at Detroit, 9/23, the WNBA's Defensive Player of the Year had that many by herself, and the team set a league playoff record with 18 thefts in Game 2 against the Shock, 9/25. Catchings was one of five Indiana players with multiple steals in Game 2 and Katie Douglas added five--tying her most ever in a Fever uniform (reg. season or playoffs). Claiming the only steals by a reserve, Jessica Moore registered multiple thefts in a playoff game for the first time in her career with two

With her four steals at New York, 9/8, Katie Douglas became the fourth member of the Fever to record 50+ steals in 2009 and that was the first time in WNBA history that four teammates all had 50+ steals in the same season. Tully Bevilaqua was second on the team with 62 steals. Catchings and Bevilaqua combined for 161 steals, just four short of the all-time record for steals by a pair of teammates (165) they set in 2006. Catchings' 99 steals for the season not only fell short of the WNBA single-season record held by Teresa Weatherspoon, it also left her one behind former Comets star Sheryl Swoopes for second on the WNBA's all-time career steals list with 631.

The addition to the roster of the veteran Tamecka Dixon in 2009 gave the Fever four of the WNBA's all-time top 25 in steals. Tamika Catchings is third on that list with 631. Including 60 thefts in her last 29 games, Tully Bevilaqua was eighth with 494 steals. With her one vs. Minnesota, 6/7, Katie Douglas became the 13th player in league history with 400 thefts and ended 2009 with 447 after claiming 44 in her last 26 games. Earlier this season, Dixon became one of just 21 players in WNBA history with 350+ steals in her career and she is 21st on the league's career list with 354 thefts.



FEVER TEAM NOTES



Back-to-Back

In winning the Eastern Conference Finals series with Detroit, and advance to the WNBA Finals for the first time in its history, the Fever had to accomplish a feat it has done only once since the middle of June 2005 and that is sweep a back-to-back. The lone prior sweep occurred earlier in 2009 when it won both games of a home-and-home back-to-back against the New York Liberty, 6/26-27. With wins Game 2 and Game 3 vs. Detroit, 9/25-26, the Fever is now 2-1 in 2009 in the first game, and the second game, of back-to-backs.

The Fever's game vs. New York, 6/27, completed the second of its two back-to-backs this season and with the win swept a back-to-back for the first time since the middle of June 2005 when it won at home against Detroit and then at Charlotte the next night. The Fever loss to Minnesota, 6/7, closed out the first of its two back-to-backs in 2009 and losses at Atlanta and vs. the Lynx represented the first time Indiana lost both games of a back-to-back since dropping games at Sacramento and at Seattle in July 2007.

The Fever split each of its three back-to-backs in 2008, but the loss to Minnesota, 9/9, was its first in the second game of a back-to-back set. That pair of games marked just the eighth time in nine WNBA seasons that Indiana had played both ends of a back-to-back on the road. However, it was the second time in 2008 that the Fever faced consecutive road games on consecutive nights.

Re-Jected!

During the 2009 regular season, the Fever was 10th in the league with an average of just 3.44 blocks per game and it had more than five blocks just four times. Those four games with five rejections were all in the season's first 13 contests. But, the Fever has averaged a league-high 5.11 bpg and had least six rejections in four games--including the last three in a row.

The Fever had six blocks against the Mercury, including two from Jessica Davenport and one each from starters Tamika Catchings, Ebony Hoffman, Tammy Sutton-Brown and Tully Bevilaqua, blocked a shot in the playoff for just the third time in 32 career postseason appearances. Her blocked shot in Game 4 was her first in a playoff game since her first appearance in a Fever uniform at New York, 8/30/05. In 34 career games with the Fever (reg. season and playoffs combined), Davenport has rejected multiple shots five times, including two of the last three games.

Including one on the game's final play that preserved the one-point win, Ebony Hoffman had two blocked shots in Game 3 vs. Phoenix, 10/4. She was one of three Indiana players that had multiple rejections against the Mercury and the team blocked a franchise playoff record nine shots. Tamika Catchings led the Fever with three blocks and she has had more than one rejection three times in eight postseason games. In the regular season, Catchings blocked more than one shot just three times. The Fever's average of 5.0 bpg in the postseason is tied for the highest of any of the eight playoff teams. In its three games vs. Los Angeles, the Seattle Storm also averaged 5.0 bpg.

In her 26 regular season appearances for the Fever, Jessica Davenport had blocked more than one shot four times and had not rejected more than two shots. In 11 career postseason appearances, including five with the Fever, she had blocked a total of two shots. That is until Game 2 at Phoenix, 10/1. Against the Mercury, Indiana had a total of seven blocked shots and three of those came from Davenport, blocked one in each of the last three periods of the contest. Rejecting more than one shot for just the second time in playoff career, and the second time in the last five postseason games, Katie Douglas added two blocks and the Fever tied its second most blocks ever in a playoff game with seven against the Mercury.

Through its first 13 games of 2009, the Fever was on course to challenge the franchise record for blocked shots in a season (165) established in 2008. At that point, Indiana had rejected 63 shots for an average of 4.85 shots per game, which was second best in the WNBA. From that point on, however, the Fever averaged just 2.57 bpg and had no blocks twice in the last eight games. It had no rejections for the second time in 2009 at Chicago, 9/10.

For the season, the Fever was 10th in the WNBA with an average of 3.44 bpg, which was sixth best among the Eastern Conference's seven teams. Including nine in her last six games, Sutton-Brown was fifth in the league, and second in the Eastern Conference, with an average of 1.48 bpg.



FEVER TEAM NOTES



2009 Regular Season Starting Lineups

C	F	F	G	G	W-L	Pct.
Sutton-Brown	Catchings	Hoffman	Douglas	January	0-2	.000
Sutton-Brown	Catchings	Hoffman	Douglas	Bevilaqua	16-5	.762
Moore	Catchings	Hoffman	Douglas	Bevilaqua	6-2	.750
Sutton-Brown	Catchings	Hoffman	Dixon	Bevilaqua	0-1	.000
Sutton-Brown	Catchings	Hoffman	January	Bevilaqua	0-1	.000
Moore	Catchings	Hoffman	January	Bevilaqua	0-1	.000

Fever 2009 Regular Season Record When...

Leading at end of first quarter	15-2	More second chance points	9-7
Trailing at end of first quarter	6-10	Fewer second chance points	13-5
Tied at end of first quarter	1-0	Tying opponent in second chance points	0-0
Leading at halftime	19-1	More fast break points	9-4
Trailing at halftime	3-11	Fewer fast break points	13-7
Tied at halftime	0-0	Tying opponent in fast break points	0-1
Leading after three quarters	17-2	On national television	2-0
Trailing after three quarters	5-10	On regional Indianapolis television	4-2
Tied after three quarters	0-0	Playing back-to-back games (2nd game)	1-1
Record in overtime	2-2	Traveling the day of a game	1-1
Shooting 50% or better from the field	3-0	In June	6-2
Shooting less than 50% from the field	19-12	In July	8-2
Hitting more free throws than opponent	18-3	In August	6-4
Hitting fewer free throws than opponent	3-8	In September	2-4
Tying opponent in free throws made	1-1	On Sunday	4-3
Outrebounding opponent	11-1	On Monday	0-1
Outrebounded by opponent	9-11	On Tuesday	4-0
Tying opponent on the boards	2-0	On Wednesday	2-1
Fewer turnovers than opponent	16-8	On Thursday	4-3
More turnovers than opponent	6-4	On Friday	5-1
Tying opponent in turnovers	0-0	On Saturday	3-3
Outscoring opponent in paint	7-1		
Outscored by opponent in paint	14-11		
Tying opponent in paint	1-0		



FEVER TEAM NOTES



2009 Fever vs. Opponents Miscellaneous Stats

DATE	OPPONENT	W/L	Pts in Paint	2nd Chance Pts	Fast Break Pts	Bench Pts	Pts off Turnovers
June 6	at Atlanta	L	30-36	10-17	5- 8	20-34	29-26
June 7	MINNESOTA	L	32-38	16- 9	3-18	34-22	26-26
June 9	SEATTLE	W	16-28	16-10	1- 2	6-23	18-11
June 12	LOS ANGELES	W	22-18	6- 8	8- 4	18-16	26-20
June 19	at Detroit	W	10-14	8-13	6- 2	5-20	22- 4
June 21	DETROIT	W	22-26	12-11	6-13	17-19	20-17
June 26	at New York	W	18-26	12- 6	2- 3	6-19	23-11
June 27	NEW YORK	W	18-20	5- 0	4- 6	9-16	18-11
July 2	CONNECTICUT	W	28-22	6- 9	8- 6	11-22	15-18
July 5	ATLANTA	W	28-30	11-13	6-14	18-30	15-20
July 10	at Chicago	W	38-22	7-12	6-12	45-23	23- 9
July 15	CHICAGO	W	50-24	17- 5	8- 3	10-33	25-17
July 17	ATLANTA	W	32-46	12-13	7-12	13-16	18-23
July 19	at Connecticut	L	18-14	13- 6	4-11	16-10	29-10
July 21	at Washington	W	26-26	12- 8	15-10	4-19	21-19
July 23	at San Antonio	L	24-30	22- 9	6-17	44-28	21-19
July 28	WASHINGTON	W	24-30	8-10	12-11	17-10	21-25
July 30	CONNECTICUT	W	26-44	17-23	9- 6	14-28	21-12
Aug. 2	at Washington	W	32-40	8-15	9-30	14-14	16-20
Aug. 5	CHICAGO	W	32-40	16-12	10- 5	25-14	17- 8
Aug. 8	at Phoenix	W	18-44	20- 8	5-28	16-28	21-20
Aug. 10	at Los Angeles	L	28-30	17- 4	8- 2	19-20	17-14
Aug. 13	at Minnesota	W	28-42	13- 4	7-14	17-26	13-13
Aug. 15	DETROIT	W	20-30	8- 7	4- 9	31-36	45-16
Aug. 20	at Sacramento	L	26-38	15-11	12- 6	12-20	16-26
Aug. 22	at Seattle	L	22-30	9- 8	9-10	14-12	14-17
Aug. 27	SAN ANTONIO	W	30-24	15- 4	14-16	16-27	27-10
Aug. 29	SACRAMENTO	L	22-30	4- 8	12- 6	11-10	23-16
Sept. 2	PHOENIX	L	38-46	14-13	11-11	25-38	20-19
Sept. 4	at Detroit	L	28-22	16- 8	14- 9	18-22	16-21
Sept. 6	WASHINGTON	W	26-24	13-16	16- 8	21-24	17-10
Sept. 8	at New York	W	30-24	6-12	4- 6	26-15	16- 9
Sept. 10	at Chicago	L	32-46	10-12	13-19	22-37	24-23
Sept. 13	at Connecticut	L	32-42	10-11	4-19	48-30	10-16
Playoffs							
Sept. 17	at Washington	W	36-36	11-14	11- 5	26-30	15-19
Sept. 19	WASHINGTON	W	28-40	10-17	10-13	7-23	20-19
Sept. 23	at Detroit	L	24-24	10-18	6-11	8-33	9-14
Sept. 25	DETROIT	W	36-32	8-22	7-16	22-28	28- 9
Sept. 26	DETROIT	W	22-28	12-15	7- 5	15-12	24-28
Sept. 29	at Phoenix	L	52-36	15-24	8-13	18-45	17-22
Oct. 1	at Phoenix	W	42-38	9- 9	13-16	30-22	17-12
Oct. 4	PHOENIX	W	28-52	13-21	7- 6	25-18	17- 9
Oct. 7	PHOENIX	L	48-36	14-10	12- 9	13-18	14-20

I N D I A N A F E V E R

FEVER TEAM NOTES

2009 Fever and Opponent Game-by-Game Stats

DATE	OPPONENT	FG	FGA	PCT	3P	3PA	PCT	FT	FTA	PCT	OR	DR	TOT	AST	PF	ST	TO	BS	1ST	2ND	3RD	4TH	OT	OT	OT	F
June 6	Indiana at Atlanta	29	77	.377	9	20	.450	19	25	.760	8	24	32	23	25	13	21	3	21	9	18	23	8	7		86
June 7	Minnesota at Indiana	36	57	.632	7	12	.583	17	19	.895	5	25	30	13	22	13	15	5	34	26	18	18				96
June 9	Seattle at Indiana	25	51	.490	3	12	.250	13	16	.813	7	19	26	15	29	7	20	5	13	23	18	12				66
June 12	Los Angeles at Indiana	22	57	.386	3	12	.250	14	20	.700	9	22	31	10	19	7	20	1	16	16	12	17				61
June 19	Indiana at Detroit	17	57	.298	7	23	.304	25	28	.893	8	24	32	13	25	14	12	4	13	12	27	14				66
June 21	Detroit at Indiana	18	61	.295	4	12	.333	14	19	.737	11	28	39	10	25	7	21	0	11	16	11	16				54
June 26	Indiana at New York	30	68	.441	5	16	.313	5	9	.556	11	18	29	14	19	8	16	0	24	24	12	10				70
June 27	New York at Indiana	27	74	.365	9	29	.310	19	22	.864	15	23	38	14	29	13	15	6	7	13	26	22	14			82
July 2	Connecticut at Indiana	27	63	.429	8	20	.400	19	29	.655	9	28	37	17	21	7	23	3	13	20	19	16		13		81
July 5	Atlanta at Indiana	20	60	.333	7	21	.333	7	9	.778	6	26	32	9	18	3	17	4	15	8	21	10				54
July 10	Indiana at Chicago	22	62	.355	9	20	.450	10	15	.667	10	28	38	14	10	11	11	4	13	21	17	12				63
July 15	Chicago at Indiana	19	60	.317	7	18	.389	8	16	.500	6	23	29	14	21	11	17	1	11	19	12	11				53
July 17	Atlanta at Indiana	23	55	.418	5	13	.385	16	21	.762	8	34	42	14	19	9	21	8	21	16	22	8				67
July 19	Indiana at Connecticut	27	60	.450	2	8	.250	18	22	.818	9	23	32	13	29	8	21	5	18	20	21	15				74
July 21	Indiana at Washington	23	65	.354	2	8	.250	30	35	.857	11	20	31	13	20	17	14	2	20	19	19	20				78
July 23	Indiana at San Antonio	35	67	.522	7	18	.389	6	7	.857	5	31	36	26	17	8	12	5	33	21	12	17				83
July 28	Washington at Indiana	18	61	.295	3	11	.273	15	17	.882	9	23	32	11	10	4	17	2	9	14	13	18				54
July 30	Connecticut at Indiana	28	55	.509	7	13	.538	11	12	.917	6	18	24	14	13	7	21	6	19	14	23	18				74
Aug. 2	Indiana at Washington	36	71	.507	6	18	.333	6	7	.857	11	20	31	26	14	12	16	5	20	23	23	18				84
Aug. 5	Chicago at Indiana	32	77	.416	2	7	.286	13	15	.867	14	18	32	13	18	12	16	4	17	14	24	24				79
Aug. 8	Indiana at Phoenix	30	64	.469	9	16	.563	15	17	.882	11	23	34	20	16	9	20	7	22	21	21	20				84
Aug. 10	Indiana at L.A.	19	66	.288	5	17	.294	18	24	.750	11	19	30	12	23	11	16	3	16	11	10	24				61
Aug. 13	Indiana at Minnesota	22	52	.295	5	17	.294	18	20	.900	7	29	36	19	22	6	26	6	12	18	23	14				67
Aug. 15	Detroit at Indiana	25	55	.455	6	13	.462	26	32	.813	8	26	34	14	23	11	21	4	24	17	17	24				82
Aug. 20	Indiana at Sacramento	25	61	.410	4	13	.410	16	23	.696	7	21	28	14	25	12	20	2	17	17	19	17			10	70
Aug. 22	Indiana at Seattle	24	78	.308	4	18	.222	13	17	.765	14	18	32	16	22	6	11	1	10	14	17	24				65
Aug. 27	San Antonio at Indiana	27	56	.482	8	20	.400	22	26	.846	5	28	33	15	17	7	16	8	27	23	21	13				84
Aug. 29	Sacramento at Indiana	33	71	.465	6	16	.375	9	16	.563	14	22	36	15	24	9	20	3	28	13	24	16				81
Sept. 2	Phoenix at Indiana	24	54	.426	3	7	.429	10	16	.625	10	24	34	14	23	8	24	1	23	15	8	13				59
Sept. 4	Indiana at Detroit	27	60	.450	10	24	.417	18	23	.783	9	21	30	15	20	12	16	1	13	26	23	20				82
Sept. 6	Washington at Indiana	23	59	.390	4	14	.286	12	13	.923	8	24	32	12	23	13	24	5	15	15	20	12				62
Sept. 8	Indiana at New York	24	61	.393	1	7	.143	18	23	.783	12	24	36	15	15	11	21	2	19	15	12	21				67
Sept. 10	Indiana at Chicago	22	59	.373	4	19	.211	12	13	.923	6	35	31	16	23	9	16	4	16	9	21	14				60
Sept. 13	Indiana at Connecticut	23	61	.377	4	18	.222	24	27	.889	12	26	38	16	16	6	13	4	14	23	20	17				74
Sept. 17	Indiana at Washington	23	48	.479	8	23	.348	12	20	.600	3	27	30	18	14	7	23	6	11	16	18	21				66
Sept. 19	Washington at Indiana	31	76	.408	6	17	.353	9	10	.900	12	21	33	13	22	13	12	0	21	15	26	15				77
Sept. 23	Indiana at Detroit	25	62	.403	3	13	.231	26	30	.867	13	27	40	9	27	6	20	2	22	14	21	22				79
Sept. 25	Detroit at Indiana	26	64	.406	5	20	.250	21	26	.808	7	23	30	13	26	9	19	3	15	25	23	15				78
Sept. 26	Indiana at Phoenix	41	70	.586	10	18	.556	14	16	.875	5	25	30	19	27	6	18	3	28	27	32	19				106
Sept. 29	Phoenix at Indiana	28	66	.424	4	18	.222	30	38	.789	10	19	29	14	19	8	14	3	19	27	25	19				90
Oct. 1	Indiana at Phoenix	22	81	.272	5	28	.179	14	20	.700	19	31	50	15	23	10	19	5	15	10	16	16		6		63
Oct. 4	Phoenix at Indiana	26	65	.400	2	10	.200	16	23	.696	6	33	39	12	23	11	15	4	19	15	13	10		13		70
Oct. 7	Indiana at Atlanta	22	76	.289	5	16	.313	12	15	.800	24	22	46	11	22	9	18	5	14	14	22	11				61
Oct. 10	Atlanta at Indiana	25	64	.391	3	12	.250	19	26	.731	12	25	37	13	20	15	14	5	22	9	18	23				72
Oct. 13	Indiana at New York	27	63	.429	6	18	.333	9	9	1.000	6	25	31	12	14	14	15	2	15	18	19	17				69
Oct. 16	New York at Indiana	25	62	.403	5	22	.227	8	12	.667	5	28	33	16	8	11	18	1	10	13	24	16				63
Oct. 19	Indiana at Chicago	28	71	.394	8	20	.400	15	18	.833	11	22	33	18	20	11	18	0	19	16	19	25				79
Oct. 22	Chicago at Indiana	30	66	.455	5	9	.556	21	26	.808	12	30	42	17	19	8	20	5	12	25	24	25				86
Oct. 25	Indiana at Connecticut	29	70	.414	5	15	.333	22	24	.917	11	13	24	19	25	10	15	1	21	18	23	23				85
Oct. 28	Connecticut at Indiana	36	61	.590	3	11	.273	20	31	.645	10	26	36	29	20	9	17	5	23	17	30	25				95
Oct. 31	Indiana at Washington	30	63	.476	5	15	.333	23	26	.885	8	24	32	18	21	11	18	3	23	16	17	32				88
Nov. 3	Washington at Indiana	31	69	.449	5	15	.333	12	15	.800	10	18	28	17	24	9	16	5	27	16	15	21				79
Nov. 6	Indiana at Phoenix	28	74	.378	3	17	.176	15	20	.750	15	28	43	11	32	11	23	3	16	21	18	14		5		74
Nov. 9	Phoenix at Indiana	23	71	.324	3	20	.150	32	38	.842	18	27	45	16	22	11	18	8	18	12	19	20		12		81
Nov. 12	Indiana at Detroit	22	62	.355	6	18	.333	6	9	.667	10	19	29	17	20	6	19	5	18	19	6	13				56
Nov. 15	Detroit at Indiana	25	65	.385	3</																					

Head Coach Lin Dunn



Regarded as one of the most successful women's basketball coaches in history, Lin Dunn was named on Dec. 12, 2007, as the fourth head coach in Indiana Fever history.

The owner of **546** wins as a college and professional coach, Dunn shed the assistant title she has worn the past four seasons in Indiana in order to return to the head coaching ranks. She is well-chronicled as one of the nation's foremost pioneers of women's basketball, and one of its most prominent coaches and leaders.

Dunn's coaching resume includes four decades of coaching at the highest levels – the past 10 years in the professional ranks, between stints in Portland, Seattle and Indiana. Prior to her four seasons as a Fever assistant, Dunn served as head coach and general manager of the Seattle Storm, operating the city's expansion franchise from 1999 to 2002.

Overall, she owns a **546-362 (.601)** record as a college and pro head coach.

"I am very excited that Lin has agreed to take the leadership role of this team," said Chief Operating Officer and General Manager Kelly Krauskopf. "It was important for us to hire someone who has head coaching experience and who understands what it takes to win in this league. Her career winning percentage and significant head coaching experience speak directly to that. She is a strong leader who is a proven winner with incredible basketball knowledge. I look forward to building a WNBA championship team with Lin."

Though she built what became a championship team in Seattle and appeared in three WNBA Playoffs as a Fever assistant, the 2008 WNBA Playoffs are her first as a WNBA head coach.

Dunn served in a scouting capacity for the Fever and former coach Nell Fortner during the 2003 season, and was added to the Fever staff in 2004 – allowing her to remain close to her hometown of Dresden, Tenn. She completed four seasons as an assistant coach with the Fever, the final three which saw Indiana match its franchise record with identical 21-13 records. Her on-court responsibilities included work with the Fever defense which has cemented itself among the stingiest in the WNBA. The Fever allowed the fewest points in the WNBA during each of the 2006 and 2007 summers, and finished first or second in the league in steals in both seasons.

Before joining the Fever, Dunn built the Storm by drafting eventual league MVP Lauren Jackson and 2002 NCAA Player of the Year Sue Bird. In her final year with the Storm, 2002, she guided Seattle to a 17-15 record and the club's first appearance in the WNBA Playoffs. Dunn was runner-up as the WNBA's Coach of the Year.

It was with the Storm, at Conseco Fieldhouse coincidentally, that she recorded her 500th coaching victory, when Seattle defeated the Fever, 74-71 in overtime, on June 4, 2001.

Dunn's first assignment in professional basketball came with a midseason phone call to take over the coaching reigns of the American Basketball League's Portland Power during its inaugural campaign in 1996-97. She won her first game on the same night she was introduced as the head coach. A year later, Dunn led the Power on a worst-to-first run that culminated with a 27-17 record and a Western Conference championship. The remarkable turnaround earned Dunn the ABL Coach of the Year honor while guiding such stars as DeLisha Milton-Jones, Sonja Henning, Elaine Powell and former Fever center and two-time ABL MVP Natalie Williams. Portland was in first place at 9-4 when the ABL ceased operations two days before Christmas in 1998.

Her tenure in Portland not only continued the coaching success she has achieved at every level of her career, but also enhanced her profile off the court. In the fledgling league that preceded the WNBA, Dunn's charisma helped the Power to achieve the largest marketing revenue in the ABL and its second-highest attendance.

She is perhaps best known as the architect of the Purdue University women's basketball program, guiding the Boilermakers for nine seasons (1988-96) and collecting three Big Ten conference titles. She led the Old Gold-and-Black to seven NCAA Tournaments, four Sweet Sixteen appearances and a trip to the Final Four in 1994. In nine years at Purdue, she earned a 206-68 (.752) record and catapulted the school among the elite women's basketball programs in the country. She still is the program's winningest coach.

Dunn coached and recruited three Kodak All-Americans, three Big Ten Players of the Year and two Big Ten Athletes of the Year. Future WNBA stars that emerged from her tenure at Purdue were Summer Erb, Ukari Figgs, Stacey Lovelace, Michelle Van Gorp and former Fever star Stephanie White.

Since her collegiate coaching career began at Austin Peay in 1970, she put together a remarkable 25-year record that includes a .635 career winning percentage at four schools (447-257). She left three of those schools – Purdue, Miami and Austin Peay – as the winningest coach in program history.

On the national level, she served on USA Basketball staffs for the 1992 Olympics and 1990 gold medal-winning World Championship and Goodwill Games teams. She was head coach of the 1995 bronze medal-winning USA Jones Cup team, and also served for eight years on the USA Basketball Team selection committee.

Prior to arriving in West Lafayette, she coached at Miami, Fla., from 1979-87. She posted a 149-119 (.556) record through eight seasons and was the first coach to award a scholarship to a women's basketball player. One of the last players she recruited, Frances Savage, was a Kodak All-American in 1992. She was named the Florida Coach of the Year in 1980-81.

After building a program at Austin Peay for five years, Dunn spent one season at Mississippi before taking the Miami job. She led the Rebels to a 25-15 record and a 12th-place finish at the AIAW National Tournament. Her club ended three-time national champion Delta State's 56-game winning streak and was named the Mississippi Coach of the Year.

A native of Nashville, Tenn., Dunn has earned induction into the athletic halls of fame at both Miami and Austin Peay. She served as chair of the Kodak All-America Selection Committee from 1982-88 and was president of the Women's Basketball Coaches Association in 1984-85.

Dunn earned a B.S. degree in health, physical education and English from Tennessee-Martin. A year later, she received an M.S. degree in physical education from Tennessee-Knoxville.

Dunn's Career File

Collegiate Coaching History

YEAR	TEAM	POSITION
1970-71	Austin Peay (3-6)	Head Coach
1971-72	Austin Peay (6-4)	Head Coach
1972-73	Austin Peay (19-9)	Head Coach
1973-74	Austin Peay (19-10)	Head Coach
1974-75	Austin Peay (11-10)	Head Coach
1975-76	Austin Peay (9-16)	Head Coach
1977-78	Mississippi (25-15)	Head Coach
1978-79	Miami (10-13)	Head Coach
1979-80	Miami (18-16)	Head Coach
1980-81	Miami (24-15)	Head Coach
1981-82	Miami (19-10)	Head Coach
1982-83	Miami (14-13)	Head Coach
1983-84	Miami (19-12)	Head Coach
1984-85	Miami (21-7)	Head Coach
1985-86	Miami (9-18)	Head Coach
1986-87	Miami (15-15)	Head Coach
1987-88	Purdue (21-10)	Head Coach
1988-89	Purdue (24-6)	Head Coach
1989-90	Purdue (23-7)	Head Coach
1990-91	Purdue (26-3)	Head Coach
1991-92	Purdue (23-7)	Head Coach
1992-93	Purdue (16-11)	Head Coach
1993-94	Purdue (29-5)	Head Coach
1994-95	Purdue (24-8)	Head Coach
1995-96	Purdue (20-11)	Head Coach

ABL & WNBA Coaching History

YEAR	TEAM	POSITION
1996-97	ABL Portland Power (9-9)	Head Coach
1997-98	ABL Portland Power (27-17)	Head Coach
1998-99	ABL Portland Power (9-4)	Head Coach
2000	Seattle Storm (6-26)	Head Coach/GM
2001	Seattle Storm (10-22)	Head Coach/GM
2002	Seattle Storm (17-15)	Head Coach/GM
2004	Indiana Fever (15-19)	Assistant Coach
2005	Indiana Fever (21-13)	Assistant Coach
2006	Indiana Fever (21-13)	Assistant Coach
2007	Indiana Fever (21-13)	Assistant Coach
2008	Indiana Fever (17-17)	Head Coach
2009	Indiana Fever (22-12)	Head Coach

USA Basketball/International Highlights

- Bronze medal in 1992 Olympic Games (assistant coach)
- Gold medal in 1990 World Championships (assistant coach)
- Gold medal in 1990 Goodwill Games (assistant coach)
- Bronze medal in 1995 as head coach of the Jones Cup team

Honors & Achievements

- Runner-up, WNBA Coach of the Year, 2002
- ABL Coach of the Year, 1998
- ABL All-Star Game, 1998 assistant coach
- Big Ten Conference Coach of the Year, 1989, 1991
- Lafayette (Ind.) Woman of Achievement Award, 1990
- Florida Coach of the Year, 1981
- Mississippi Coach of the Year, 1978
- President of Women's Basketball Coaches Assoc., 1984-85
- Chair of Kodak All-America Selection Committee, 1982-88
- University of Miami Athletic Hall of Fame, 2003
- Austin Peay State University Athletic Hall of Fame, 1982

Personal

Education: B.S. in health, physical education and English, University of Tennessee-Martin, 1969; M.S. in physical education, University of Tennessee-Knoxville, 1970

High School: Dresden HS

Hometown: Dresden, Tenn.

Born: 5/10/47 in Nashville, Tenn.



2009 Notes:

Last Game: Going consecutive playoff games without an assist for the first time in her career, she had four points, a steal, a rebound and a blocked shot in 16+ minutes of Game 4 vs. Phoenix, 10/7.

- She has blocked three shots in her postseason career and her one in Game 4 was her first since her first playoff game with the Indiana in 2005.
- While scoring five points on 2-8 FG and 1-3 3-pt FG, she had one rebound in 14+ minutes of Game 3 vs. Phoenix, 10/4. That was the first time in the 2009 playoffs that she had played fewer than 20 minutes and it was the second time in eight games she had gone without an assist.

- Scoreless, she shot 0-3 FG and handed out one assist in Game 2 at Phoenix, 10/1. She also had four rebounds and a steal.
- Tying her postseason career-high, she scored 14 points on 4-6 FG, 2-4 3-pt FG and 4-4 FT at Phoenix, 9/29. She added four assists, one steal and a rebound in 32+ minutes of Game 1.
- Named to the WNBA's All-Defensive team for the fifth season in a row, she was selected to the First Team for the third straight campaign and the fourth time overall.
- She averaged 6.1 ppg and scored in double figures eight times. In 2009--twice as many as in 2008.
- With an average of 1.82 spg, she was eighth in the WNBA--just ahead of teammate Katie Douglas--and her 62 steals this season represented her second highest total ever. Her 1.29-to-1 steals-to-turnover ratio ranked third best in the league.
- She is tied with Shannon Johnson for fifth on the WNBA's all-time career steals list with 494 and her steal at Connecticut gave her 308 in a Fever uniform.
- In the last 15 games she passed out 42 assists and committed just 18 turnovers. For the season, she was 12th in the WNBA with an assists-to-turnover ratio of 2.02-to-1.
- She led the Fever in assists for the first time in 2009 with her five against Atlanta, 7/17. She topped the team in assists eight more times in the season's last 21 games.

Career & Personal Highlights

- She returns to the Fever for a fifth season after assuming point guard duties in 2005 and leading her team to three consecutive 21-13 seasons in her first three seasons and a total of four WNBA Playoff appearances overall.
- She has been selected to a WNBA All-Defensive Team (first or second) in each of her four seasons with Indiana and was the team's top thief (59) for the first time in 2008.
- She ranked second in the WNBA in steals-to-turnover ratio (1.69-to-1).
- She boasts 10 years of WNBA experience and a WNBA Championship (Seattle, 2004).

Pronunciation: bev-il-AH-qua



Bevilaqua's Career Highs

MIN:..... 39, at HOU, 2ot, 5/29/05
 FGM:..... 7, at CON, 7/26/05
 FGA:..... 13, at DET, 9/5/08
 3-pt FGM:..... 5, vs. CON, 7/5/08
 3-pt FGA:..... 9, at Detroit, 6/19/09
 FTM:..... 9, vs. SEA, 6/23/00
 vs. CLE, 6/28/00
 at SEA, 7/20/01
 FTA:..... 12, vs. SEA, 6/23/00
 vs. NY, 7/24/01
 OR:..... 3, four times
 (most recent: vs. SAC, 8/12/01)
 DR:..... 6, vs. CHI, 7/12/08
 TR:..... 8, at SEA, 6/3/00
 AST:..... 8, vs. CLE, 6/28/00
 at WAS, 7/21/09
 ST:..... 7, vs. SA, 8/5/06
 BKS:..... 3, vs. L.A., 2ot, 5/29/08
 PTS:..... 19, at CON, 7/26/05

Career highs established, or tied, during 2009 season are underlined bold.

BEVILAQUAS' GAME-BY-GAME STATISTICS

Date	Opponent	W-L	G	GS	MIN	FG	FGA	3P	3PA	FT	FTA	OR	DR	TR	A	PF	ST	TO	BS	PTS
6/6	at Atlanta	L	1	0	31:11	4	5	3	3	7	8	1	4	5	2	5	2	1	0	18
6/7	Minnesota	L	1	0	19:50	1	5	1	4	0	0	0	1	1	1	2	0	2	0	3
6/9	Seattle	W	1	1	31:39	2	6	0	3	1	4	1	2	3	3	1	5	1	0	5
6/12	Los Angeles	W	1	1	22:52	3	3	3	3	0	2	0	5	5	2	3	1	2	0	9
6/19	at Detroit	W	1	1	34:20	3	10	2	9	2	2	0	3	3	3	2	3	1	0	10
6/21	Detroit	W	1	1	16:15	3	7	2	5	0	0	0	1	1	3	0	0	2	0	8
6/26	at New York	W	1	1	23:47	0	1	0	0	0	0	2	1	3	2	3	4	2	0	0
6/27	New York	W	1	1	28:33	4	7	3	5	2	2	1	0	1	3	2	2	0	0	13
7/2	Connecticut	W	1	1	25:46	3	6	2	4	0	1	0	3	3	3	1	3	1	1	8
7/5	Atlanta	W	1	1	23:06	0	4	0	2	1	2	0	2	2	4	2	0	0	0	1
7/10	at Chicago	W	1	1	15:46	3	6	2	4	0	0	0	2	2	4	1	1	1	0	8
7/15	Chicago	W	1	1	30:29	2	6	1	3	0	0	1	3	4	4	4	3	3	2	5
7/17	Atlanta	W	1	1	29:21	3	4	2	3	2	2	0	1	1	5	2	0	1	0	10
7/19	at Connecticut	L	1	1	22:41	1	6	0	2	2	2	1	0	1	2	2	1	3	0	4
7/21	at Washington	W	1	1	30:56	3	6	2	3	2	2	0	3	3	8	3	2	4	1	10
7/23	at San Antonio	L	1	1	24:44	2	5	1	3	2	2	0	3	3	1	0	0	0	0	7
7/28	Washington	W	1	1	25:42	3	4	1	1	0	4	0	2	2	3	3	3	2	1	7
7/30	Connecticut	W	1	1	34:39	1	5	1	4	0	0	0	3	3	4	1	1	1	0	3
8/2	at Washington	W	1	1	24:55	1	4	1	4	2	2	1	2	3	3	1	1	1	0	5
8/5	Chicago	W	1	1	26:40	4	12	2	7	2	3	0	3	3	3	0	1	0	1	12
8/8	at Phoenix	W	1	1	25:49	2	6	2	5	0	0	1	5	6	1	5	1	1	1	6
8/10	at Los Angeles	L	1	1	22:34	1	3	1	2	0	0	0	0	0	1	3	2	0	0	3
8/13	at Minnesota	W	1	1	30:27	5	5	2	2	1	3	0	1	1	4	3	3	3	0	13
8/15	Detroit	W	1	1	21:59	1	5	1	3	0	0	0	1	1	3	5	2	1	0	3
8/20	at Sacramento	L	1	1	20:54	1	5	0	3	1	2	0	3	3	0	4	1	3	0	3
8/22	at Seattle	L	1	1	24:19	4	8	1	4	1	1	0	1	1	4	2	1	1	0	10
8/27	San Antonio	W	1	1	32:54	2	8	0	3	2	2	1	1	2	3	3	1	2	0	6
8/29	Sacramento	L	1	1	28:39	1	4	0	1	1	2	0	3	3	6	3	1	1	0	3
9/2	Phoenix	L	1	1	27:53	0	2	0	2	1	2	1	3	4	4	2	1	4	1	1
9/4	at Detroit	L	1	1	23:23	0	8	0	5	0	0	1	2	3	2	3	1	0	0	0
9/6	Washington	W	1	1	22:03	1	4	0	2	2	2	0	2	2	3	3	5	1	0	4
9/8	at New York	W	1	1	14:41	1	1	0	0	0	0	0	0	0	2	2	0	0	0	2
9/10	at Chicago	L	1	1	20:31	1	4	1	3	0	0	0	1	1	1	1	1	1	0	3
9/13	at Connecticut	L	1	1	21:38	2	6	0	0	2	2	0	0	0	1	2	1	1	0	6
Playoffs																				
9/17	at Washington	W	1	1	21:01	2	7	1	4	0	0	0	2	2	3	1	3	1	0	5
9/19	WASHINGTON	W	1	1	30:27	4	10	2	5	3	4	3	4	7	2	4	3	1	0	13
9/23	at Detroit	L	1	1	26:51	1	6	1	4	0	0	0	1	1	5	2	1	2	0	3
9/25	DETROIT	W	1	1	21:38	0	5	0	3	0	2	1	1	2	2	3	0	0	0	0
9/26	DETROIT	W	1	1	20:50	2	4	2	4	0	0	0	3	3	0	3	2	2	0	6
9/29	at Phoenix	L	1	1	32:40	4	6	2	4	4	4	0	1	1	4	5	1	2	0	14
10/1	at PHOENIX	W	1	1	22:53	0	3	0	2	0	0	1	3	4	1	4	1	2	0	0
10/4	PHOENIX	W	1	1	14:21	2	6	1	3	0	0	0	1	1	0	0	0	1	0	5
10/7	PHOENIX	L	1	1	16:40	2	4	0	2	0	0	0	1	1	0	2	1	0	1	4



2009 Notes:

Last Game: Registering her third straight double-double, and her fifth of the playoffs, she scored a game-high 24 points to go with 12 rebounds, a team-high tying four assists, a game-high three steals and a blocked shot in 35 minutes of Game 4 vs. Phoenix 10/7.

- She had 14 points and led the Fever with 12 rebounds, seven assists, four steals and three blocked shots in Game 3 vs. Phoenix, 10/4.
- She has had five or more assists in five straight games, and six of the last seven.
- Falling a single rebound short of the first triple-double in WNBA Finals history, she led the Fever with 19 points, 11 assists and nine rebounds in Game 2 at Phoenix, 10/1. She also had two steals against the Mercury.
- Though she scored just eight points and shot 2-7 FG, she impacted the game with Phoenix, 9/29, in so many other ways. She also had six rebounds, five assists, a team-high two steals and the only two blocked shots for the Fever.
- She was named the WNBA's Defensive Player of the Year for the third time in her career and her selection to the WNBA All-Defensive First Team is her fifth in the five years the team has been named. She is the only player to be so honored in each of the five years of the All-Defensive team.
- She finished the 2009 regular season with a league-leading 99 steals, one short of the WNBA record for a single season. With an average of 2.91 spg she led the WNBA in steals for a record fifth time.
- Her seven double-doubles tied for sixth best in the WNBA.
- It was announced on Monday, 8/17, that she will once again represent her country in the 2010 World Championships in the Czech Republic and in the 2012 Olympics in London.
- Her four steals vs. the Shock, 8/15, gave her 600 in her career and she is one of just three players in league history to reach that figure. Having played just 236 games, she was the fastest to this mark.
- She set a franchise record by hitting 31 consecutive free throws from 6/9 to 6/27.

Career & Personal Highlights

- Indiana's "do-everything" forward returns for her ninth season in the WNBA after finally healing from a right Achilles tear sustained in Game 3 of the Eastern Conference Finals at Detroit, 9/3/07
- She missed nine games during the 2008 campaign and never fully recovered from her rehabilitation until after the Olympics and the close of the 2008 WNBA Playoffs
- Catchings led the Fever in points per game, rebounds, assists and steals in each of her first six active pro seasons – no other WNBA player has led her team in as many categories in even one of those seasons
- She has earned WNBA Player of the Week honors 12 times in her career, third most in league history behind Lisa Leslie (18) and Lauren Jackson (14).



Catchings' Career Highs

MIN.....	45, at CON, 2ot, 6/26/03
.....	at WAS, 2ot, 6/18/05
FGM.....	13, vs. ORL, 8/7/02
FGA.....	24, at HOU, 7/31/04
3-Pt FGM.....	6, at ORL, ot, 7/3/02
3-Pt FGA.....	12, at WAS, 8/6/02
FTM.....	15, vs. PHO, 5/24/05
FTA.....	17, vs. PHO, 5/24/05
OR.....	10, vs. CHA, 8/20/05
DR.....	13, at WAS, 2ot, 6/18/05
.....	vs. DET, ot, 6/15/05
TR.....	16, at CON, 2ot, 6/26/03
.....	vs. DET, 6/29/06
.....	vs. CHA, 8/20/05
AST.....	11, vs. CHI, 7/8/07
ST.....	9, vs. MIN, 7/26/02
BKS.....	5, vs. CHA, 6/18/06
PTS.....	32, vs. NY, 6/8/02
.....	vs. ORL, 8/7/02
.....	at NY, 8/22/03

Career highs established, or tied, during 2009 season are underlined bold.

CATCHINGS' GAME-BY-GAME STATISTICS

Date	Opponent	W-L	G	GS	MIN	FG	FGA	3P	3PA	FT	FTA	OR	DR	TR	A	PF	ST	TO	BS	PTS
6/6	at Atlanta	L	1	1	42:12	5	18	3	6	2	4	1	8	9	4	5	5	6	0	15
6/7	Minnesota	L	1	1	21:18	1	2	1	2	5	6	0	0	0	1	1	0	3	0	8
6/9	Seattle	W	1	1	32:54	2	12	1	5	9	12	4	3	7	2	4	2	2	1	14
6/12	Los Angeles	W	1	1	31:53	2	9	0	3	9	9	0	5	5	5	2	3	0	1	13
6/19	at Detroit	W	1	1	32:30	4	13	1	4	6	6	1	5	6	4	2	4	2	1	15
6/21	Detroit	W	1	1	36:22	4	7	1	3	6	6	1	2	3	6	1	2	3	2	15
6/26	at New York	W	1	1	41:02	7	21	3	10	7	7	5	6	11	3	5	6	1	1	24
6/27	New York	W	1	1	30:31	5	9	0	2	3	4	7	4	11	4	0	3	1	0	13
7/2	Connecticut	W	1	1	28:09	2	7	0	1	6	8	1	5	6	5	2	1	0	1	10
7/5	Atlanta	W	1	1	33:28	4	13	1	2	10	11	3	6	9	5	3	6	6	1	19
7/10	at Chicago	W	1	1	7:17	2	3	0	0	1	1	0	2	2	0	0	2	1	0	5
7/15	Chicago	W	1	1	33:00	6	13	2	4	2	2	4	4	8	8	2	6	5	0	16
7/17	Atlanta	W	1	1	32:50	5	10	1	2	3	3	2	6	8	3	2	4	2	1	14
7/19	at Connecticut	L	1	1	33:05	2	12	0	2	1	2	3	3	5	4	3	2	2	0	5
7/21	at Washington	W	1	1	33:09	6	15	2	4	14	14	3	7	10	0	2	3	2	0	28
7/23	at San Antonio	L	1	1	16:23	0	9	0	1	0	0	1	2	3	2	1	0	1	0	0
7/28	Washington	W	1	1	35:20	6	11	3	4	0	2	1	5	6	2	4	1	3	1	15
7/30	Connecticut	W	1	1	35:53	4	9	2	2	13	14	2	5	7	2	5	2	2	0	23
8/2	at Washington	W	1	1	34:39	7	13	0	2	5	7	4	5	9	5	3	0	2	0	19
8/5	Chicago	W	1	1	22:57	4	8	2	3	2	2	1	2	3	0	3	1	3	1	12
8/8	at Phoenix	W	1	1	35:14	3	13	1	6	8	10	3	4	7	5	1	2	6	1	15
8/10	at Los Angeles	L	1	1	36:19	7	13	0	2	1	2	3	3	6	2	4	3	0	0	15
8/13	at Minnesota	W	1	1	34:02	4	13	1	4	4	4	1	6	7	3	2	6	3	0	13
8/15	Detroit	W	1	1	31:38	4	10	1	4	1	2	3	6	9	2	4	4	2	0	10
8/20	at Sacramento	L	1	1	36:59	6	14	1	1	3	3	4	5	9	2	5	5	3	1	16
8/22	at Seattle	L	1	1	34:32	4	12	1	4	2	2	1	6	7	7	2	1	1	2	11
8/27	San Antonio	W	1	1	31:31	8	13	2	3	2	2	3	5	8	1	5	3	0	20	
8/29	Sacramento	L	1	1	33:04	7	18	1	3	7	7	2	4	6	2	4	4	5	0	22
9/2	Phoenix	L	1	1	36:37	9	18	3	7	6	7	4	8	12	5	4	2	2	0	27
9/4	at Detroit	L	1	1	40:20	5	15	2	9	2	3	6	7	13	3	5	3	4	3	14
9/6	Washington	W	1	1	33:15	6	15	0	3	8	8	4	4	8	3	3	3	3	0	20
9/8	at New York	W	1	1	33:36	6	16	1	6	4	4	3	7	10	3	3	6	4	0	17
9/10	at Chicago	L	1	1	34:37	5	12	2	5	4	5	4	6	10	3	2	0	3	0	16
9/13	at Connecticut	L	1	1	17:23	5	11	1	3	2	2	2	3	5	1	3	2	2	0	13
Playoffs																				
9/17	at Washington	W	1	1	35:24	9	15	2	3	6	7	5	7	12	3	2	1	3	1	26
9/19	WASHINGTON	W	1	1	40:25	6	11	1	4	11	12	5	11	16	5	4	4	3	4	24
9/23	at Detroit	L	1	1	32:52	4	11	1	5	0	0	6	5	11	3	3	3	4	1	9
9/25	DETROIT	W	1	1	36:03	6	13	1	6	9	11	1	8	9	5	4	6	4	0	22
9/26	DETROIT	W	1	1	35:18	1	6	0	2	8	8	0	8	8	5	3	3	6	0	10
9/29	at Phoenix	L	1	1	31:07	2	7	1	4	3	3	1	5	6	5	6	2	2	2	8
10/1	at Phoenix	W	1	1	35:42	8	17	0	3	3	3	1	8	9	11	3	2	4	0	19
10/4	PHOENIX	W	1	1	37:52	3	12	1	3	7	10	0	12	12	7	1	4	4	3	14
10/7	PHOENIX	L	1	1	34:56	11	17	0	2	2	2	4	8	12	4	4	3	3	1	24



2009 Notes:

Last Game: Blocking multiple shots for the second time in three games, and just the sixth time as a member of the Fever overall, she rejected a game-high two to go with three points and a rebound in three minutes of Game 4 vs. Phoenix, 10/7.

- Scoreless (0-2 FG) in just over three minutes of Game 3 vs. Phoenix, she had a rebound and one assist. That was her second assist of the playoffs, both of which have come in the last two games.

- Scoring in double figures for the fourth time in a Fever uniform, and the first time ever in the playoffs, she shot 4-6 FG and 2-4 FT for her 10 points at Phoenix, 10/1. She added a postseason career-high three blocked shots, two rebounds and an assist in Game 2.

- Drawing just her fifth DNP-CD of the season, and her first of the 2009 playoffs, she did not play in Game 1 of the 2009 WNBA Finals at Phoenix, 9/29.
- Scoreless in two minutes of Game 3 vs. the Shock, 9/26, she had one of the Fever's two blocked shots in the game and committed one personal foul. She attempted no shots in Game 3.
- After missing her first two free throws as a member of the Fever, at New York, 6/26, she shot 14-18 FT (.778).
- She blocked 18 shots in her last 20 games, compared to three rejections in her first six appearances with the Fever.
- In her best outing as a member of the Fever, she led the team with a season-best 13 points and six rebounds at San Antonio, 7/23. Against the Silver Stars, she shot 6-8 FG and 1-1 FT, while adding an assist in 14 minutes.
- Signed by the Fever, 6/17, she had been waived by New York just prior to the start of the 2009 regular season.
- In three preseason games for New York, she averaged 6.0 points and 3.3 rebounds per game.
- She also had four blocked shots and two steals, all of which came in the final tune-up vs. Washington, 5/28.
- In three preseason games she shot 7-16 from the floor and was 4-4 from the foul line.

Career & Personal Highlights

- After playing in all but one game as a rookie in 2007, she made 14 appearances in 2008, averaging 4.6 ppg and 2.9 rpg.
- She scored in double figures three times in 2008, all of which came in a three-game span from 9/9 to 9/12. In those three games, she tied a career-high 15 points vs. San Antonio, 9/9, and averaged 12.3 ppg on 16-29 FG and 5-6 FT.
- In the last four games of the 2008 season she averaged 7.5 rpg, including a career-high 10 boards at Chicago, 9/12. That game against the Sky represented her only career double-double.
- A former two-time Big 10 Player of the Year (2005 & 2007) at Ohio State, she was the conference's Freshman of the Year in 2004.
- Selected with the second overall pick in the 2007 WNBA Draft, her rights were traded on the day of the draft for Becky Hammon.



Davenport's Career Highs

MIN:25, at S.A., 6/16/07
FGM:6, at IND, 9/11/08
FGA:12, at IND, 9/11/08
3-pt FGM:0
3-pt FGA:1, at WAS, 8/16/07
FTM:6, at CHI, 8/14/07
FTA:7, vs. PHO, 6/3/07
OR:4, at IND, 9/11/08
DR:8, at CHI, 9/12/08
TR:10, at CHI, 9/12/08
AST:2, vs. S.A., 9/9/08
ST:2, at CHI, 6/15/07
.....	vs. ATL, 9/5/08
.....	vs. CON, 7/2/09
BKS:4, at MIN, 6/1/07
PTS:15, vs. PHO, 6/3/07
.....	vs. S.A., 9/9/08

Career highs established, or tied, during 2009 season are underlined bold.

DAVENPORT'S GAME-BY-GAME STATISTICS

Date	Opponent	W-L	G	GS	MIN	FG	FGA	3P	3PA	FT	FTA	OR	DR	TR	A	PF	ST	TO	BS	PTS	
6/6	at Atlanta	L			Not with team																
6/7	Minnesota	L			Not with team																
6/9	Seattle	W			Not with team																
6/12	Los Angeles	W			Not with team																
6/19	at Detroit	W	1	0	11:40	1	4	0	0	0	0	1	2	3	0	2	0	1	2	2	
6/21	Detroit	W	1	0	1:37	0	0	0	0	0	0	0	0	0	0	0	0	0	0	0	
6/26	at New York	W	1	0	2:01	1	1	0	0	0	2	0	0	0	0	0	0	0	0	2	
6/27	New York	W	1	0	4:26	0	0	0	0	0	0	0	1	1	1	1	1	2	1	0	
7/2	Connecticut	W	1	0	7:00	1	2	0	0	0	0	0	2	2	0	2	2	2	0	2	
7/5	Atlanta	W	1	0	5:21	0	1	0	0	2	2	0	0	0	1	2	0	0	0	2	
7/10	at Chicago	W	1	0	17:46	6	7	0	0	0	0	0	2	2	0	1	1	2	2	12	
7/15	Chicago	W	1	0	0:51	0	0	0	0	0	0	0	0	0	0	0	0	0	0	0	
7/17	Atlanta	W	1	0	9:16	2	2	0	0	1	2	2	0	2	2	1	0	0	2	5	
7/19	at Connecticut	L	1	0	11:04	1	5	0	0	0	0	1	1	2	0	0	1	1	0	2	
7/21	at Washington	W	1	0	3:34	0	0	0	0	0	0	1	0	1	0	1	0	0	1	0	
7/23	at San Antonio	L	1	0	13:59	6	8	0	0	1	1	1	5	6	1	4	0	2	0	13	
7/28	Washington	W			Did Not Play--Coach's Decision																
7/30	Connecticut	W	1	0	9:58	0	2	0	0	0	0	1	3	4	0	2	0	2	1	0	
8/2	at Washington	W	1	0	6:34	0	0	0	0	0	0	0	0	0	0	2	0	0	2	0	
8/5	Chicago	W	1	0	8:15	0	2	0	0	2	2	1	2	3	1	4	0	1	1	2	
8/8	at Phoenix	W	1	0	4:29	1	2	0	0	2	2	3	1	4	0	0	0	0	0	4	
8/10	at Los Angeles	L	1	0	7:46	1	3	0	0	2	2	3	1	4	0	1	0	1	0	4	
8/13	at Minnesota	W	1	0	12:09	3	4	0	0	1	2	0	2	2	0	5	0	0	0	7	
8/15	Detroit	W	1	0	8:24	0	1	0	0	2	4	0	0	0	0	1	0	0	0	2	
8/20	at Sacramento	L	1	0	1:53	0	0	0	0	0	0	0	0	0	0	2	0	1	0	0	
8/22	at Seattle	L	1	0	1:37	0	0	0	0	0	0	0	1	1	0	2	0	2	1	0	
8/27	San Antonio	W	1	0	2:50	0	2	0	0	0	0	0	0	0	0	0	0	0	0	0	
8/29	Sacramento	L			Did Not Play--Coach's Decision																
9/2	Phoenix	L			Did Not Play--Coach's Decision																
9/4	at Detroit	L	1	0	1:27	0	0	0	0	0	0	0	0	0	0	2	0	0	0	0	
9/6	Washington	W	1	0	1:54	0	1	0	0	0	0	0	0	0	0	0	0	0	0	0	
9/8	at New York	W	1	0	2:04	0	0	0	0	0	0	0	0	0	0	0	0	1	0	0	
9/10	at Chicago	L			Did Not Play--Coach's Decision																
9/13	at Connecticut	L	1	0	23:20	6	8	0	0	1	1	1	2	3	0	3	2	3	1	13	
Playoffs																					
9/17	at Washington	W	1	0	3:24	1	1	0	0	0	0	0	2	2	0	1	0	1	0	2	
9/19	WASHINGTON	W	1	0	5:17	0	1	0	0	0	0	0	0	0	0	0	0	0	0	0	
9/23	at Detroit	L	1	0	1:41	0	0	0	0	0	0	0	1	1	0	0	0	0	0	0	
9/25	DETROIT	W	1	0	6:36	0	2	0	0	4	4	0	2	2	0	0	2	0	0	4	
9/26	DETROIT	W	1	0	2:01	0	0	0	0	0	0	0	0	0	0	1	0	0	1	0	
9/29	at Phoenix	L			Did Not Play--Coach's Decision																
10/1	at Phoenix	W	1	0	11:51	4	6	0	0	2	4	0	2	2	1	1	0	0	3	10	
10/4	PHOENIX	W	1	0	3:23	0	2	0	0	0	0	0	1	1	1	1	0	0	0	0	
10/7	PHOENIX	L	1	0	3:15	1	2	0	0	1	1	1	0	1	0	0	0	0	2	3	



2009 Notes:

Last Game: She had a 2009 postseason-high two rebounds and missed her three shot attempts from the floor in 10 and a half minutes of Game 4 vs. Phoenix, 10/7. That was her second appearance of the playoffs with more than 10 minutes.

- Tallying more than two points for just the second time in the 2009 playoffs, she scored four points (2-2 FG) in just four minutes of Game 3 vs. Phoenix, 10/4. She had no rebounds or assists in Game 3.

- After shooting 2-9 FG in the first four playoff games, she has shot 7-11 FG in the last four, including 3-3 in the last two.

- She scored two points on 1-1 FG in just under five minutes of Game 2 at Phoenix, 10/1.
- After shooting just 2-9 FG in the first four games of the 2009 playoffs, she has shot 5-9 from the floor in the last three games.
- Logging her fewest minutes in a Fever uniform, she scored two points on 1-2 FG in just under four minutes (3:41) of Game 1 at Phoenix, 9/29.
- Her appearance in the 2009 WNBA Finals is the fourth of her career, but her first since 2003.
- After scoring no more than eight points in her first 27 appearances, she hit for double figures twice in the final five games.
- In the last five games she shot 16-33 FG, compared to 39-101 in the previous 27.
- Wrapped around two games in street clothes due to back spasms, she shot 20-40 FG and averaged 6.9 ppg in her last seven appearances. She shot 8-8 from the foul line in those seven games.
- In arguably her best overall game with the Fever, she had a season-high six boards, two assists, two steals and six points in 16+ minutes without a turnover vs. Chicago, 8/5. Her two steals vs. the Sky matched her total for her prior 13 games.
- Her steal against the Mystics, 8/2, was the 350th of her career and she is 21st on the WNBA's all-time career steals list with 353.

Career & Personal Highlights

- One of just four active players (along with Tina Thompson, Lisa Leslie and Vickie Johnson) remaining from the WNBA's inaugural season in 1997, she is a three-time All-Star (2001, 2002, 2003) and was named to the All-WNBA Second Team in 2002.
- She is among the WNBA's all-time career leaders in games played (331, tied for eighth), points (3,374, 21st), assists (927, eighth), steals (342, 20th) and minutes (9,065, 13th).
- A starter in 20 of her 24 appearances for the Houston Comets in 2008, she averaged 9.0 ppg, 3.2 rpg and 1.83 apg. She was fifth on the team in steals with an average of 1.04 spg.



Dixon's Career Highs

MIN:.....45, vs. PHO, 7/15/03
 FGM:.....11, at WAS, 7/9/03
at UTA, 8/13/01
 FGA:.....23, at DET, 7/25/98
 3-pt FGM:.....3, four times
(most recent: vs. UTA, 7/7/02)
 3-pt FGA:.....7, at PHO, 8/24/97
 FTM:.....11, at UTA, 6/11/98
 FTA:.....12, vs. UTA, 6/11/98
 OR:.....6, at DET, 6/17/03
 DR:.....8, at HOU, 8/16/03
 TR:.....9, vs. PHO, 8/18/97
 AST:.....8, six times
(most recent: vs. CHI, 8/16/07)
 ST:.....5, six times
(most recent: vs. PHO, 7/31/07)
 BKS:.....3, at HOU, 6/30/97
 PTS:.....28, at WAS, 7/9/03

Career highs established, or tied, during 2009 season are underlined bold.

DIXON'S GAME-BY-GAME STATISTICS

Date	Opponent	W-L	G	GS	MIN	FG	FGA	3P	3PA	FT	FTA	OR	DR	TR	A	PF	ST	TO	BS	PTS
6/6	at Atlanta	L	1	0	10:13	0	2	0	0	0	0	0	2	2	3	2	0	1	0	0
6/7	Minnesota	L	1	0	16:55	1	4	0	0	2	2	0	0	0	0	3	0	1	0	4
6/9	Seattle	W	1	0	8:34	1	3	0	0	0	0	0	0	0	0	0	0	0	0	2
6/12	Los Angeles	W	1	0	14:26	2	2	1	1	0	0	0	2	2	1	1	1	2	0	5
6/19	at Detroit	W	1	0	12:29	0	2	0	0	0	0	1	1	2	3	3	2	0	0	0
6/21	Detroit	W	1	0	16:01	3	5	2	4	0	0	1	1	2	2	2	2	1	0	8
6/26	at New York	W	1	0	10:34	1	2	0	0	0	0	0	0	0	1	2	0	1	0	2
6/27	New York	W	1	0	12:35	2	5	0	0	0	0	2	2	1	1	0	2	0	0	4
7/2	Connecticut	W	1	0	11:43	0	2	0	0	2	2	2	1	3	0	3	0	1	0	2
7/5	Atlanta	W	1	0	16:14	1	4	0	0	2	4	2	3	5	0	0	0	0	0	4
7/10	at Chicago	W	1	0	14:58	2	5	0	0	0	0	1	1	2	5	1	0	0	0	4
7/15	Chicago	W	1	0	12:24	1	4	0	0	0	0	1	0	1	1	1	1	0	0	2
7/17	Atlanta	W	1	0	8:04	1	1	0	0	0	0	0	1	1	0	2	0	1	0	2
7/19	at Connecticut	L	1	0	15:09	2	6	0	0	0	0	0	2	2	0	2	0	1	0	4
7/21	at Washington	W	1	0	9:08	0	1	0	0	0	0	0	0	0	1	1	0	0	0	0
7/23	at San Antonio	L	1	0	14:16	3	7	0	0	0	0	0	3	3	1	3	0	0	0	6
7/28	Washington	W	1	0	9:07	1	1	1	1	0	0	0	0	0	0	1	0	1	0	3
7/30	Connecticut	W	1	0	15:02	4	5	0	0	0	0	1	1	1	2	0	1	0	0	8
8/2	at Washington	W	1	0	20:51	2	7	0	1	4	4	2	2	4	2	2	1	0	1	8
8/5	Chicago	W	1	0	16:22	3	8	0	1	0	1	1	5	6	2	2	2	0	0	6
8/8	at Phoenix	W	1	0	10:58	1	6	0	0	0	0	0	2	2	0	2	1	0	1	2
8/10	at Los Angeles	L	1	0	12:31	0	2	0	0	0	0	0	0	0	1	0	0	1	0	0
8/13	at Minnesota	W	1	0	9:13	4	5	0	0	0	0	0	1	1	4	1	0	1	0	8
8/15	Detroit	W	1	0	4:20	0	2	0	0	0	0	0	0	0	1	0	0	0	0	0
8/20	at Sacramento	L	1	0	9:47	0	2	0	0	0	0	0	0	0	0	1	0	2	0	0
8/22	at Seattle	L	1	0	9:19	2	2	0	0	0	0	0	3	3	0	0	0	1	0	4
8/27	San Antonio	W			Did Not Dress--Back Spasms															
8/29	Sacramento	L			Did Not Dress--Back Spasms															
9/2	Phoenix	L	1	1	19:39	2	5	0	0	3	3	0	0	0	3	3	0	0	0	7
9/4	at Detroit	L	1	0	24:19	5	11	0	2	0	0	1	3	4	2	0	0	3	0	10
9/6	Washington	W	1	0	10:06	2	3	0	0	0	0	0	1	1	0	0	0	1	0	4
9/8	at New York	W	1	0	13:23	3	6	0	0	2	2	0	3	3	0	2	0	1	1	8
9/10	at Chicago	L	1	0	12:00	1	2	0	0	0	0	0	1	1	0	1	0	1	0	2
9/13	at Connecticut	L	1	0	23:38	5	11	0	0	3	3	0	0	0	3	1	1	1	0	13
Playoffs																				
9/17	at Washington	W	1	0	6:20	1	1	0	0	0	0	0	0	0	0	1	0	0	0	2
9/19	WASHINGTON	W	1	0	5:20	0	4	0	1	2	2	0	1	1	0	0	1	0	0	2
9/23	at Detroit	L	1	0	6:06	0	1	0	0	0	0	0	1	1	1	0	0	2	0	0
9/25	DETROIT	W	1	0	6:49	1	3	0	0	0	0	0	0	0	1	1	0	0	0	2
9/26	DETROIT	W	1	0	10:04	3	6	0	0	1	3	0	1	1	0	0	0	3	0	7
9/29	at Phoenix	L	1	0	3:41	1	2	0	0	0	0	0	0	0	0	0	0	0	0	2
10/1	at Phoenix	W	1	0	4:42	1	1	0	0	0	0	0	0	0	0	1	0	0	0	2
10/4	PHOENIX	W	1	0	4:10	2	2	0	0	0	0	0	0	0	0	1	0	0	0	4
10/7	PHOENIX	L	1	0	10:27	0	3	0	1	0	0	0	2	2	0	1	0	0	0	0



2009 Notes:

Last Game: Scoring less than 10 points for the first time in the playoffs, and just the fourth time this year, she shot 2-14 FG, 1-7 3-pt FG and 2-2 FT for seven points in 34+ minutes of Game 4 vs. Phoenix, 10/7. She added a team-high tying four assists, four rebounds and one steal in Game 4.

- While tying for the team lead with a postseason career-high seven assists, she had 15 points, six rebounds, a steal and a blocked shot in 38 minutes of the win over Phoenix in Game 3, 10/4.
- Including 7-8 FT, she scored 14 points with seven rebounds, three assists and two blocked shot in 36 minutes of Game 2 at Phoenix, 10/1.
- Scoring more than 20 points for just the second time in her playoff career, she led the Fever with

30 points on 12-21 FG, 4-6 3-pt FG and 2-2 FT in Game 1 at Phoenix, 9/29. Her four 3-pt FG tied the Fever postseason record and she has hit four twice in six games this year. She added three rebounds, two assists and two steals in 40+ minutes of Game 1.

- She scored 20+ points in a team-high 12 games, including two games of 30 or more.
- She exploded for a franchise record 34 points in a win over the Mystics, 7/28, and 32 points vs. her former teammates from Connecticut, 7/30. Those two games represent the first consecutive 30-point games by any player in Fever history.
- She finished the season 23rd in the WNBA with a team-best 34.9 percent from 3-pt range. Her 66 3-pt FG ranked sixth most in the league and were the most ever by a Fever player not named Catchings.
- Her one 3-pt FG vs. Chicago, 7/15, was the 400th of her career and with that she became the first player in WNBA history with 3,200 points, 1,000 rebounds, 400 steals and 400 3-pt FG in her career.

Career & Personal Highlights

- The first player other than Tamika Catchings to lead the team in scoring since 2001, she averaged 15.6 ppg in 2008, which was 17th best in the WNBA.
- Becoming just the second player in franchise history (along with Tamika Catchings) to score 20+ points in four straight games, she did so in each of the team's first four games of 2008. Following those four straight games, she was named the Eastern Conference Player of the Week for the week ending June 1.
- A three-time All-WNBA selection and a three-time member of the WNBA's All-Defensive Team, she is only the second Indianapolis native (along with Vicki Hall) to play for the Fever.
- She helped lead Ros Casares of Valencia to the championship of Spain's LFB in the spring of 2008 and was named that league's Player of the Year. In the deciding game of the LFB Finals, she scored a game-high 30 points with nine boards



Douglas's Career Highs

MIN:	47, at ATL, 2ot, 6/6/09
FGM:	11, at WAS, 8/2/03
.....	at LA, 7/7/07
.....	vs. DET, 7/24/07
.....	at NY, 6/26/09
FGA:	27, vs. L.A., 2ot, 5/29/08
.....	at NY, 6/26/09
.....	at PHO, 8/8/09
3-pt FGM:	6, vs. IND, 2ot, 6/26/03
.....	vs. HOU, 5/25/04
.....	at PHO, 8/8/09
3-pt FGA:	11, vs. SAC, 7/28/06
.....	at CON, 5/27/08
.....	at PHO, 8/8/09
FTM:	15, vs. WAS, 7/28/09
FTA:	16, vs. WAS, 7/28/09
OR:	6, at IND, 8/7/02
.....	at SAC, 6/24/05
DR:	8, vs. PHO, 7/6/02
TR:	12, at IND, 8/7/02
AST:	8, at SAN, 5/23/07
.....	vs. CHI, 7/15/09
ST:	5, five times
.....	(most recent: at L.A., 6/22/08)
BKS:	3, at PHO, 7/19/03
.....	vs. MIN, 7/23/03
.....	vs. MIN, 7/26/08
PTS:	30, at IND, 8/22/07

DOUGLAS' GAME-BY-GAME STATISTICS

Date	Opponent	W-L	G	GS	MIN	FG	FGA	3P	3PA	FT	FTA	OR	DR	TR	A	PF	PTS
6/6	at Atlanta	L	1	1	47:08	7	16	3	6	5	5	0	2	2	4	4	22
6/7	Minnesota	L	1	1	24:35	6	12	1	5	3	3	0	1	1	2	2	16
6/9	Seattle	W	1	1	33:56	6	12	3	5	5	6	0	1	1	2	0	20
6/12	Los Angeles	W	1	1	34:36	4	10	1	5	2	3	0	4	4	5	2	11
6/19	at Detroit	W	1	1	33:06	3	5	1	2	7	8	3	3	6	1	3	14
6/21	Detroit	W	1	1	38:46	9	11	3	5	2	2	0	6	6	2	2	23
6/26	at New York	W	1	1	41:24	11	27	5	13	1	1	1	1	2	4	1	28
6/27	New York	W	1	1	29:44	3	14	2	8	3	6	0	4	4	1	0	11
7/2	Connecticut	W	1	1	29:17	5	11	3	6	1	2	0	3	3	3	2	14
7/5	Atlanta	W	1	1	29:41	5	15	0	2	0	0	1	1	2	1	3	10
7/10	at Chicago	W	1	1	24:14	4	9	1	3	2	2	1	4	5	1	1	11
7/15	Chicago	W	1	1	33:54	6	14	1	5	0	0	1	3	4	8	0	13
7/17	Atlanta	W	1	1	33:28	9	19	5	8	2	2	0	4	4	2	1	25
7/19	at Connecticut	L	1	1	29:42	5	16	2	8	3	4	1	3	4	4	2	15
7/21	at Washington	W	1	1	35:28	3	9	0	3	2	2	1	1	2	3	3	8
7/23	at San Antonio	L	1	1	20:40	1	8	0	2	0	0	1	1	2	2	0	2
7/28	Washington	W	1	1	36:41	9	19	1	7	15	16	1	8	9	3	6	34
7/30	Connecticut	W	1	1	39:03	10	21	2	6	10	12	2	4	6	2	1	32
8/2	at Washington	W	1	1	31:57	7	13	3	5	7	7	0	2	3	1	2	24
8/5	Chicago	W	1	1	24:40	5	16	1	7	3	4	1	1	2	1	1	14
8/8	at Phoenix	W	1	1	33:30	8	27	6	11	6	6	1	9	10	5	2	28
8/10	at Los Angeles	L	1	1	32:19	5	18	2	9	4	4	0	1	1	2	3	16
8/13	at Minnesota	W	1	1	30:11	6	16	2	5	4	6	0	4	4	3	1	18
8/15	Detroit	W	1	1	29:00	6	13	4	9	3	3	0	4	4	0	0	19
8/20	at Sacramento	L	1	1	31:11	8	18	2	7	3	3	0	4	4	1	0	21
8/22	at Seattle	L	1	1	31:54	4	12	2	6	2	2	1	3	1	2	5	12
8/27	San Antonio	W	1	1	30:49	3	12	2	5	0	0	2	2	4	3	2	8
8/29	Sacramento	L	1	1	34:14	9	18	2	8	4	6	0	2	2	4	1	24
9/2	Phoenix	L			Did Not Dress--Sprained Left Ankle												
9/4	at Detroit	L			Did Not Dress--Sprained Left Ankle												
9/6	Washington	W	1	1	33:06	6	15	0	3	2	2	3	5	8	2	2	12
9/8	at New York	W	1	1	33:16	7	16	3	8	0	0	0	3	3	4	0	17
9/10	at Chicago	L	1	1	31:41	8	17	3	7	6	6	2	4	6	4	1	25
9/13	at Connecticut	L			Did Not Dress--Coach's Decision												
Playoffs																	
9/17	at Washington	W	1	1	35:10	6	15	2	5	5	6	2	2	4	2	0	19
9/19	WASHINGTON	W	1	1	38:03	3	15	0	5	7	8	0	1	1	5	3	13
9/23	at Detroit	L	1	1	34:53	6	19	4	7	0	0	1	1	2	5	1	16
9/25	DETROIT	W	1	1	33:33	5	10	1	3	3	8	0	1	1	1	5	14
9/26	DETROIT	W	1	1	31:50	4	9	1	3	5	5	2	1	3	2	1	14
9/29	at Phoenix	L	1	1	40:22	12	21	4	7	2	2	0	3	3	2	2	30
10/1	at Phoenix	W	1	1	36:15	3	7	1	4	7	8	2	5	7	3	1	14
10/4	PHOENIX	W	1	1	37:58	6	17	3	8	0	0	5	1	6	7	4	15
10/7	PHOENIX	L	1	1	34:37	2	14	1	7	2	2	1	3	4	4	0	7

Career highs established, or tied, during 2009 Season. **FG** underlined. **PTS** in bold.



2009 Notes:

Last Game: Including 1-2 from beyond the arc, she shot 7-10 FG and scored 17 points with eight rebounds, two steals and a blocked shot in 35 minutes of Game 4 vs. Phoenix, 10/7/

• Since totaling 14 points and shooting 5-12 FG in the first three playoff games combined, she has averaged 16.8 ppg and shot 40-65 FG (.615) in the last six games. In those six games, she has shot 6-11 3-pt FG and 15-18 FT.

• Leading the Fever in scoring for the fifth time in 2009, but the first time in the playoffs, she earned 18 points, including the game-winning shot with 57 seconds remaining, in Game 3 vs.

Phoenix, 10/4. Following her long jump shot that put the team ahead, she helped preserve the win with a blocked shot on the Mercury's Tangelia Smith's shot with six tenths of a second remaining. That was one of her two blocked shots in Game 3 and she added four rebounds against the Mercury.

• She connected on 6-13 FG and 4-5 FT for her 16 points in Game 2 at Phoenix, 10/1. She added five boards and a steal vs. the Mercury.

• In her best game as a pro, she scored 20+ points for the first time in 2009 with a career-best 27 points on 12-14 FG, 2-2 3-pt FG and 1-1 FT in Game 1 at Phoenix, 9/29. She also led the Fever with eight rebounds and handed out two assists against the Mercury.

• With her 18 points against Chicago, 7/15, she became just the fourth player in franchise history to score 1,000 points in a Fever uniform.

• She was fifth in the league with a team-leading and career-best 89.6 percent from the foul line.

• Second on the team with 199 rebounds, she collected 10+ boards four times and had three double-doubles in 2009.

• Including 13 of her last 18, she had multiple steals 19 times and collected a career-best 57 steals in 2009, third best on the team. She was one of four Fever players ranked in the top 10 in steals and was 10th with an average of 1.68 spg.

• After helping lead the Fever to a win vs. San Antonio, 8/27, with 15 points on 6-10 FG, 1-1 3-pt FG and 2-2 FT, she scored 45 points and shot 15-72 FG (.208) in the last seven games. In those seven games, she shot 1-14 3-pt FG and missed her last 13 in a row.

Career & Personal Highlights

• One of the Fever's most charismatic and animated personalities, she was rewarded as the WNBA's Most Improved Player in 2008 after posting career numbers in scoring, rebounds, 3-point field goals, assists and steals

• She has ranked among WNBA leaders in rebounds per 40 minutes during each of her five pro seasons

• She has started 110 games the past four seasons and her 198 career games are second in franchise history behind Tamika Catchings (246)



Hoffman's Career Highs

MIN:44, vs. L.A., 2ot, 5/29/08
FGM:11, at NY, 3ot, 6/26/08
FGA:19, at NY, 3ot, 6/26/08
3-pt FGM:4, vs. PHO, 9/14/08
3-pt FGA:4, at NY, 3ot, 6/26/08
FTM:9, vs. PHO, 9/14/08
9, vs. DET, 5/20/06
 <u>at MIN, 8/13/09</u>
FTA:9, vs. DET, 5/20/06
 <u>at MIN, 8/13/09</u>
OR:7, vs. ATL, 8/30/08
7, at DET, 9/5/08
DR:10, at CON, 5/27/08
 <u>at NY, 6/26/09</u>
TR:14, vs. ATL, 8/30/08
 <u>at NY, 6/26/09</u>
AST: <u>6, at CHL, 8/13/09</u>
ST:4, six times
(last: at NY, 9/8/09)
BKS:3, vs. S.A., 7/24/07
vs. L.A., 2ot, 5/29/08
PTS:26, at NY, 3ot, 6/26/08

Career highs established, or tied, during 2009 season are underlined bold.

HOFFMAN'S GAME-BY-GAME STATISTICS

Date	Opponent	W-L	G	GS	MIN	FG	FGA	3P	3PA	FT	FTA	OR	DR	TR	A	PF	ST	TO	BS	PTS	
6/6	at Atlanta	L	1	1	27:40	2	8	0	1	0	0	2	3	5	2	1	1	3	1	4	
6/7	Minnesota	L	1	1	17:57	3	7	2	3	1	1	2	4	6	1	2	1	3	0	9	
6/9	Seattle	W	1	1	35:56	5	14	0	3	8	8	3	3	6	4	4	3	3	1	18	
6/12	Los Angeles	W	1	1	24:55	5	8	2	2	4	1	3	4	0	5	3	4	2	14		
6/19	at Detroit	W	1	1	31:35	3	10	2	4	2	4	1	2	3	0	3	3	3	0	12	
6/21	Detroit	W	1	1	24:51	3	8	0	1	0	0	0	5	5	3	1	1	3	0	6	
6/26	at New York	W	1	1	41:45	5	11	1	3	6	6	4	10	14	1	4	0	4	0	17	
6/27	New York	W	1	1	28:58	5	11	3	3	1	1	1	4	5	0	3	0	2	0	14	
7/2	Connecticut	W	1	1	28:59	4	8	0	0	2	3	1	5	6	1	3	1	4	0	10	
7/5	Atlanta	W	1	1	19:48	3	7	0	1	2	2	0	1	1	1	6	1	2	0	8	
7/10	at Chicago	W	1	1	18:21	1	3	1	1	0	0	0	2	2	6	2	2	1	1	3	
7/15	Chicago	W	1	1	31:15	8	14	0	1	2	2	3	4	7	1	2	0	3	0	18	
7/17	Atlanta	W	1	1	34:06	4	9	1	2	0	0	2	5	7	4	3	2	1	1	9	
7/19	at Connecticut	L	1	1	24:01	4	8	3	4	4	4	4	2	6	0	5	3	2	1	15	
7/21	at Washington	W	1	1	33:12	7	15	2	3	0	0	1	6	7	1	4	1	4	0	16	
7/23	at San Antonio	L	1	1	16:40	2	7	0	2	0	0	3	0	3	0	2	0	2	0	4	
7/28	Washington	W	1	1	35:12	2	10	1	3	5	6	2	8	10	1	3	2	3	1	10	
7/30	Connecticut	W	1	1	39:06	4	8	0	1	2	2	0	8	8	1	4	1	1	1	10	
8/2	at Washington	W	1	1	28:33	6	7	0	1	3	3	0	4	4	2	4	3	0	0	15	
8/5	Chicago	W	1	1	30:32	3	9	1	3	0	0	4	2	6	1	3	2	2	0	7	
8/8	at Phoenix	W	1	1	28:31	2	3	0	0	2	2	1	5	6	3	5	0	0	0	6	
8/10	at Los Angeles	L	1	1	25:45	1	7	0	4	0	0	1	4	5	3	3	2	3	0	2	
8/13	at Minnesota	W	1	1	35:05	6	17	3	6	9	9	3	7	10	2	2	2	1	0	24	
8/15	Detroit	W	1	1	30:44	5	9	1	3	0	0	2	3	5	1	2	2	3	0	11	
8/20	at Sacramento	L	1	1	34:11	3	5	0	0	0	0	2	5	7	0	2	2	5	1	6	
8/22	at Seattle	L	1	1	34:13	5	8	0	2	0	0	0	7	7	1	5	2	2	0	10	
8/27	San Antonio	W	1	1	26:32	6	10	1	1	2	2	0	5	5	1	6	2	1	0	15	
8/29	Sacramento	L	1	1	33:41	2	11	1	4	3	4	1	5	6	0	3	1	1	0	8	
9/2	Phoenix	L	1	1	31:43	3	14	0	5	5	7	1	2	3	1	2	4	3	1	11	
9/4	at Detroit	L	1	1	39:25	4	17	0	3	0	1	6	5	11	3	2	1	3	0	8	
9/6	Washington	W	1	1	33:49	0	5	0	0	2	2	0	2	2	4	2	2	3	1	2	
9/8	at New York	W	1	1	32:41	3	11	0	1	1	1	2	6	8	0	1	4	2	0	7	
9/10	at Chicago	L	1	1	34:37	3	11	0	1	1	1	2	6	8	2	6	3	2	0	7	
9/13	at Connecticut	L	1	1	10:35	0	3	0	0	2	2	1	0	1	1	0	3	0	2		
Playoffs																					
9/17	at Washington	W	1	1	16:20	0	1	0	0	0	0	0	2	2	2	5	2	2	0	0	
9/19	WASHINGTON	W	1	1	29:16	2	3	0	0	4	4	4	2	6	1	2	1	3	0	8	
9/23	at Detroit	L	1	1	27:35	3	8	0	2	0	0	0	3	3	1	4	0	0	0	6	
9/25	DETROIT	W	1	1	32:30	5	5	1	1	2	3	1	4	5	2	3	3	2	1	13	
9/26	DETROIT	W	1	1	34:05	4	16	0	2	2	2	3	2	5	0	2	2	1	1	10	
9/29	at Phoenix	L	1	1	37:48	12	14	2	2	1	1	1	7	8	2	4	0	3	0	27	
10/1	at PHOENIX	W	1	1	33:31	6	13	0	1	4	5	0	5	5	0	4	1	2	0	16	
10/4	PHOENIX	W	1	1	29:02	6	7	2	3	4	4	1	3	4	0	5	0	3	2	18	
10/7	PHOENIX	L	1	1	35:07	7	10	1	2	2	3	0	8	8	0	4	2	2	1	17	



2009 Notes:

Last Game: Just one game after a stellar 17-point performance in Game 3 vs. the Mercury, she had eight points and shot just 1-9 from the floor in Game 4 vs. Phoenix. 10/7. She added two assists, two rebounds and had just one turnover in 23 minutes of Game 4.

- Since committing eight turnovers in her first three postseason appearances, she has had five miscues in the last six games, including one in Game 4 against the Mercury.
- Matching her most points ever in the WNBA, she scored a postseason-high 17 points on 5-8 FG, 3-4 3-pt FG and 4-4 FT in Game 3 vs. Phoenix, 10/4. She was responsible for 10 of the Fever's

points in a 12-2 run over the final 2:16 of the third quarter that converted a seven-point deficit into a three-point lead. She added two rebounds and two assists against the Mercury.

- The Arizona State product returned to the state where she had played the previous four seasons and flourished against the Mercury with a bench-high 16 points on 5-7 FG, 3-4 3-pt FG and 3-4 FT in Game 2 at Phoenix, 10/1. She was the only Indiana player with more than one 3-pt FG in Game 2.
- She handed out a game-high seven assists and scored a bench-high 11 points at Phoenix, 9/29. Her seven assists were one short of the most by any Indiana player in 2009.
- After going 0-4 from 3-pt range in her first three postseason appearances, she has shot 10-18 from long range in the last five.
- Including nine in her last two regular season games, she was second among the WNBA's rookies with an average of 2.33 app. Her assists-to-turnover ratio (1.35-to-1) was also second best among all rookies.

Career & Personal Highlights

- The Fever's first round pick in the 2009 WNBA Draft, she was the 2008 and 2009 Pac-10 Defensive Player of the Year while playing at Arizona State. She was also a First Team All-Pac 10 selection in 2009, as well as an honorable mention All-American choice by AP in 2008 and by the AP and WBCA in 2009.
- She ended her career as the Sun Devils' all-time leader in assists (538) and free throw percentage (.830). She was also among the Sun Devils' all-time leaders in steals (second, 272), free throws (second, 401), 3-pt field goal percentage (fourth, .399), 3-pt field goals (fifth, 132) and scoring (seventh, 1,317 points).
- In 2008-09, she set the school's single-season record for 3-pt field goals (65) and is the only player in school history to lead the team in steals and assists four straight years.
- She recorded a season-best nine assists four times (the second-highest single-game total in the Pac-10 in 2008-09) and had five or more steals four times, including a season-high six vs. Florida.

Pronunciation: bree-ON



January's Career Highs

MIN:	42, at DET, ot, 9/4/09
FGM:	5, vs. WAS, 9/6/09
FGA:	13, at DET, ot, 9/4/09
3-pt FGM:	3, vs. WAS, 9/6/09
3-pt FGA:	8, at DET, ot, 9/4/09
FTM:	7, vs. DET, 8/15/09
FTA:	8, at L.A., 8/10/09
	vs. DET, 8/15/09
OR:	2, at ATL, 2ot, 6/6/09
	at S.A., 7/23/09
DR:	3, vs. SEA, 6/9/09
	at CHI, 7/10/09
	at SEA, 8/22/09
	at DET, ot, 9/4/09
TR:	4, vs. SEA, 6/9/09
	at SEA, 8/22/09
	at DET, ot, 9/4/09
	at CON, 9/13/09
AST:	6, at CHI, 7/10/09
	at S.A., 7/23/09
	at SAC, 8/20/09
ST:	3, vs. ATL, 7/5/09
	at CON, 7/19/09
	vs. DET, 8/15/09
BKS:	1, vs. L.A., 6/12/09
PTS:	17, vs. DET, 8/15/09

JANUARY'S GAME-BY-GAME STATISTICS

Date	Opponent	W-L	G	GS	MIN	FG	FGA	3P	3PA	FT	FTA	OR	DR	TR	A	PF	ST	TO	BS	PTS	
6/6	at Atlanta	L	1	1	39:16	3	11	0	4	4	6	2	1	3	5	2	1	0	0	10	
6/7	Minnesota	L	1	1	19:56	2	6	1	3	0	0	0	1	1	3	3	2	5	0	5	
6/9	Seattle	W	1	0	13:13	0	0	0	0	0	0	1	3	4	2	4	1	1	0	0	
6/12	Los Angeles	W	1	0	21:58	1	4	1	3	5	5	1	2	3	4	3	0	2	1	8	
6/19	at Detroit	W	Did Not Dress--Bruised Tailbone																		
6/21	Detroit	W	1	0	23:45	1	6	1	3	2	4	1	0	1	3	3	2	1	0	5	
6/26	at New York	W	1	0	21:13	1	6	0	3	0	0	0	1	1	2	4	2	1	0	2	
6/27	New York	W	1	0	6:41	0	2	0	1	0	0	0	1	1	2	0	1	1	0	0	
7/2	Connecticut	W	1	0	17:35	1	4	0	2	3	3	0	2	2	1	2	0	5	0	5	
7/5	Atlanta	W	1	0	22:18	2	6	1	1	2	2	0	1	1	1	0	3	2	0	7	
7/10	at Chicago	W	1	0	24:14	3	9	2	6	0	0	0	3	3	6	3	0	1	0	8	
7/15	Chicago	W	1	0	16:34	3	6	2	5	0	0	0	1	1	2	1	1	0	0	8	
7/17	Atlanta	W	1	0	10:39	0	1	0	0	2	2	0	2	2	0	0	0	3	0	2	
7/19	at Connecticut	L	1	0	17:19	2	4	0	1	3	4	1	1	2	1	2	3	0	0	7	
7/21	at Washington	W	1	0	9:04	1	2	0	0	2	2	1	0	1	0	4	1	0	0	4	
7/23	at San Antonio	L	1	0	26:02	4	11	1	4	2	2	2	0	2	6	1	2	3	0	11	
7/28	Washington	W	1	0	14:12	2	3	2	3	4	4	0	1	1	1	2	1	1	0	10	
7/30	Connecticut	W	1	0	10:21	1	3	0	1	0	0	0	0	0	1	1	1	2	0	2	
8/2	at Washington	W	1	0	23:08	2	5	0	2	2	2	1	3	4	0	5	2	1	0	6	
8/5	Chicago	W	1	0	13:48	2	6	0	2	0	0	0	1	1	3	0	0	0	0	4	
8/8	at Phoenix	W	1	0	21:34	2	6	1	3	2	2	0	0	0	3	1	1	1	0	7	
8/10	at Los Angeles	L	1	0	20:32	2	7	0	2	6	8	1	1	2	1	4	0	2	0	10	
8/13	at Minnesota	W	1	0	13:25	1	3	0	0	0	0	0	0	0	1	1	0	1	1	2	
8/15	Detroit	W	1	0	26:10	4	8	2	4	7	8	2	0	2	3	2	3	4	0	17	
8/20	at Sacramento	L	1	0	18:08	1	5	1	3	2	2	0	1	1	6	2	0	2	0	5	
8/22	at Seattle	L	1	0	24:51	1	8	0	3	4	4	1	3	4	2	5	1	1	0	6	
8/27	San Antonio	W	1	0	19:38	3	6	1	3	0	0	1	1	2	2	4	2	2	0	7	
8/29	Sacramento	L	1	0	18:15	2	5	0	2	1	1	2	1	3	1	4	1	1	1	5	
9/2	Phoenix	L	1	0	26:27	4	7	1	3	5	6	1	1	2	1	1	1	1	0	14	
9/4	at Detroit	L	1	1	41:42	3	13	2	8	5	6	1	3	4	3	6	1	4	0	13	
9/6	Washington	W	1	0	22:15	5	9	3	4	3	6	0	3	3	1	2	1	2	0	16	
9/8	at New York	W	1	0	26:18	4	8	2	3	2	2	0	0	0	1	2	0	3	0	12	
9/10	at Chicago	L	1	0	19:29	0	5	0	1	2	2	2	0	2	4	2	1	1	0	2	
9/13	at Connecticut	L	1	1	32:51	1	7	1	4	4	4	2	2	4	5	2	1	3	0	7	
Playoffs																					
9/17	at Washington	W	1	0	19:31	4	8	0	0	8	8	0	3	3	3	4	2	3	0	16	
9/19	WASHINGTON	W	1	0	24:50	0	9	0	4	3	4	2	0	2	3	1	0	2	0	3	
9/23	at Detroit	L	1	0	19:57	3	7	0	0	1	2	1	4	5	1	2	1	3	0	7	
9/25	DETROIT	W	1	0	21:58	4	9	2	4	2	2	1	2	3	3	2	0	1	0	12	
9/26	DETROIT	W	1	0	21:58	1	4	1	2	5	5	0	2	2	4	1	0	0	0	8	
9/29	at Phoenix	L	1	0	27:10	4	10	1	4	2	2	0	1	1	7	4	0	2	0	11	
10/1	at Phoenix	W	1	0	20:28	5	7	3	4	3	4	0	2	2	1	4	0	0	0	16	
10/4	PHOENIX	W	1	0	25:39	5	8	3	4	4	4	1	1	2	2	0	0	1	0	17	



2009 Notes:

Last Game: Before fouling one in nine minutes of Game 4, she had two points and a bench-high three rebounds against the Mercury, 10/7. Three rebounds tied her most in the 2009 playoffs.

- The first player off the Indiana bench, she logged 18 minutes and scored four points with a rebound and a blocked shot in Game 3 vs. Phoenix, 10/4.
- Her blocked shot in Game 3 was her first of the playoffs, and her first since the first week of September (at Detroit, 9/4).
- Since collecting a total of three rebounds in the first four postseason games, she has averaged

2.4 rpg in the last five.

- In addition to two points on 1-3 FG, she had three rebounds, a steal and a blocked shot in 10+ minutes of Game 2 at Phoenix, 10/1. Two of her three rebounds came at the offensive end and she had more than one offensive rebound for the first time in the 2009 postseason.
- The first player off the Indiana bench at Phoenix, 9/29, she had five points, two rebounds and two steals in 14+ minutes. That was her first game ever in the post season with multiple steals.
- After claiming just five offensive rebounds in her first 12 games with the Fever, she had two or more in 11 of her last 19 appearances. She averaged 1.8 orpg in her last 19 games.
- Waived by Los Angeles just prior to the start of the 2009 season, she signed with the Fever, 6/11, and made her regular season debut against the Sparks, 6/12.
- In her first appearance for the Fever, she was the first player off the Indiana bench vs. L.A. and scored two points with two rebounds in just under 18 minutes against her former teammates.
- She had three or more rebounds in just two of her first 10 appearances for the Fever, but collected at least three boards in all but five of her last 21 outings.
- The former UConn Huskies star made her first start for the Fever against Connecticut, 7/30, and she scored 12 points in Indiana's 94-85 win. In that game, she added a season-high three steals and that was one of just four games this season in which she had multiple steals. As a starter, she averaged 9.0 ppg on 37-56 FG (.661) and 16-20 FT (.800).

Career & Personal Highlights

- Originally drafted in the second round of the 2005 WNBA Draft by Charlotte, she played six games for the Sting before being waived. She signed with L.A. in July 2005 and played 15 games for the Sparks.
- She enjoyed her best WNBA season in 2006, starting 33 of 34 games for L.A. and averaging 4.3 ppg and 2.9 rpg in 19.3 mpg.
- She was a member of three NCAA Division I titles at Connecticut, where she played every game and posted a record of 132-13 in four seasons.
- A native of Palmer, Alaska, she was the named that state's Gatorade Player of the Year twice, while also playing varsity volleyball at Colony High School.




Moore's Career Highs

MIN:	38, vs. CON, 7/30/09
FGM:	6, at PHO, 8/8/09
FGA:	11, at PHO, 8/5/06
3-pt FGM:	0
3-pt FGA:	1, at DET, 7/21/06
FTM:	7, at PHO, 8/8/09
FTA:	8, at PHO, 8/8/09
OR:	6, at PHO, 8/8/09
DR:	7, vs. MIN, 8/13/06
TR:	9, vs. MIN, 8/13/06
AST:	9, at CON, 7/24/08
ST:	3, five times
BLK:	(last: vs. SEA, 9/14/08)
TO:	4, at S.A., 5/25/06
BKS:	2, five times
PTS:	(last: at SAC, 8/20/09)
	19, at PHO, 8/10/09

Career highs established, or tied, during 2009 season are underlined bold.

MOORE'S GAME-BY-GAME STATISTICS

Date	Opponent	W-L	G	GS	MIN	FG	FGA	3P	3PA	FT	FTA	OR	DR	TR	A	PF	ST	TO	BS	PTS
6/6	at Atlanta	L			Not with Team															
6/7	Minnesota	L			Not with Team															
6/9	Seattle	W			Not with Team															
6/12	Los Angeles	W	1	0	17:48	1	2	0	0	0	0	1	1	2	0	3	0	3	0	2
6/19	at Detroit	W	1	0	4:59	0	2	0	0	0	0	0	0	0	1	5	0	2	0	0
6/21	Detroit	W	1	0	10:06	2	4	0	0	0	0	0	3	3	0	1	0	0	0	4
6/26	at New York	W	1	0	6:43	0	1	0	0	0	0	0	1	1	0	1	0	1	0	0
6/27	New York	W	1	0	24:19	1	2	0	0	0	0	1	6	7	0	1	1	0	0	2
7/2	Connecticut	W	1	0	13:17	1	2	0	0	0	0	1	1	2	1	3	1	3	0	2
7/5	Atlanta	W	1	0	15:32	1	1	0	0	3	4	0	2	2	0	2	1	1	0	5
7/10	at Chicago	W	1	0	21:16	2	4	0	0	2	2	0	2	2	1	1	0	0	1	6
7/15	Chicago	W	1	0	8:21	0	3	0	0	0	0	1	1	2	0	0	0	0	0	0
7/17	Atlanta	W	1	0	10:54	2	4	0	0	0	0	1	1	2	0	0	1	1	0	4
7/19	at Connecticut	L	1	0	16:26	1	4	0	0	0	0	0	4	4	0	2	0	2	0	2
7/21	at Washington	W	1	0	11:27	0	0	0	0	0	0	0	1	1	0	3	0	1	0	0
7/23	at San Antonio	L	1	0	17:22	2	6	0	0	2	4	2	1	3	1	4	0	0	0	4
7/28	Washington	W	1	0	21:36	1	2	0	0	2	2	3	2	5	1	4	2	0	0	4
7/30	Connecticut	W	1	1	38:09	5	8	0	0	2	4	3	1	4	0	5	3	3	1	12
8/2	at Washington	W	1	1	27:54	5	11	0	0	0	0	1	2	3	0	5	0	3	0	10
8/5	Chicago	W	1	1	31:14	2	3	0	0	2	2	3	0	3	1	2	3	0	0	6
8/8	at Phoenix	W	1	1	35:31	6	8	0	0	7	8	6	2	8	0	3	0	2	0	19
8/10	at Los Angeles	L	1	1	34:27	4	8	0	0	0	0	2	4	6	1	5	0	0	0	8
8/13	at Minnesota	W	1	1	32:46	3	4	0	0	0	0	1	5	6	3	4	0	0	1	6
8/15	Detroit	W	1	1	26:19	3	5	0	0	2	2	1	1	2	0	3	0	0	0	8
8/20	at Sacramento	L	1	1	28:16	2	5	0	0	0	0	1	3	4	2	3	1	1	2	4
8/22	at Seattle	L	1	1	17:42	1	6	0	0	0	0	2	1	3	0	2	1	0	0	2
8/27	San Antonio	W	1	0	22:32	3	6	0	0	1	2	2	1	3	0	3	0	1	0	7
8/29	Sacramento	L	1	0	17:32	1	2	0	0	0	0	0	3	3	0	3	1	1	0	3
9/2	Phoenix	L	1	0	19:02	1	4	0	0	3	4	2	2	4	0	2	0	1	0	5
9/4	at Detroit	L	1	0	13:06	1	2	0	0	2	2	1	3	4	1	2	1	2	1	4
9/6	Washington	W	1	0	12:22	0	1	0	0	1	2	2	0	2	0	3	0	1	0	1
9/8	at New York	W	1	0	23:29	1	3	0	0	0	0	1	1	2	0	3	0	1	0	2
9/10	at Chicago	L	1	0	16:35	2	4	0	0	1	2	0	0	0	1	3	2	1	0	5
9/13	at Connecticut	L	1	1	16:06	3	4	0	0	3	4	2	1	3	0	4	1	1	0	9
Playoffs																				
9/17	at Washington	W	1	0	18:05	0	1	0	0	2	2	0	0	0	1	1	0	1	0	2
9/19	WASHINGTON	W	1	0	7:57	1	2	0	0	0	0	0	1	1	0	2	0	0	0	2
9/23	at Detroit	L	1	0	11:45	0	1	0	0	1	2	1	0	1	1	3	0	2	0	1
9/25	DETROIT	W	1	0	11:04	2	4	0	0	0	0	0	1	1	0	1	0	0	0	4
9/26	DETROIT	W	1	0	11:30	0	1	0	0	0	0	1	2	3	1	2	1	0	0	0
9/29	at Phoenix	L	1	0	14:41	2	4	0	0	1	2	1	1	2	0	4	2	0	0	5
10/1	at Phoenix	W	1	0	10:28	1	3	0	0	0	0	2	1	3	0	2	1	0	1	2
10/4	PHOENIX	W	1	0	17:56	2	3	0	0	0	0	1	0	1	0	2	0	0	1	4
10/7	PHOENIX	L	1	0	9:21	0	2	0	0	2	2	2	1	3	0	6	0	0	0	2



2009 Notes:

Last Game: To go with her postseason-low three rebounds, she had 12 points on 5-10 FG and 2-4 FT vs. Phoenix, 10/7. She also had a steal and a blocked shot in Game 4.

She shot 4-12 FG and scored nine points with four rebounds, a steal and two blocked shots in nearly 30 minutes of Game 3 vs. Phoenix, 10/4. That was just the second time in the first eight playoff games that she scored in single digits and four rebounds tied her 2009 postseason-low.

• Prior to having two blocks in Game 3, she had rejected one in the previous three games combined.

- In addition to eight rebounds, she had 14 points and a blocked shot in nearly 24 minutes of Game 2 at Phoenix, 10/1. She shot 5-10 FG and 4-5 FT in Game 2.
- In her best performance since the first game of September, she shot 8-17 FG and totaled 19 points in Game 1 at Phoenix, 9/29. She added six boards, an assist and a steal in 37+ minutes of Game 1. Her six rebounds featured a team-high three offensive boards.
- She entered the WNBA Finals having shot 26-44 FG (.591) in the playoffs, fifth best in the league. But, she has shot 17-39 FG (.436) in the last three games.
- Averaging 1.54 bpg during the 2009 regular season, she was fifth in the WNBA and second in the Eastern Conference.
- She was named the Eastern Conference Player of the Week for the week ending July 5 after averaging 18.0 ppg and 11.5 rpg in the Fever's two wins during the week. She has been named Player of the Week twice in her career, both since joining the Fever in 2007.
- With her two blocks vs. the Shock, 6/21, she became the sixth player in WNBA history with 400 rejections in her career.

Career & Personal Highlights

- Before joining the Fever, she spent her entire WNBA career in Charlotte, where she averaged 9.5 points, 5.6 rebounds and 1.49 blocks while shooting 48.5 percent from the field
- She has started all but 14 games over the course of her career and is ranked sixth among the WNBA's career blocked shot leaders (400).
- She scored the 2,000th point of her WNBA career in 2007, and became one of six players in league history with 2,000 career points and 300 career blocked shots. She is 311 points from 3,000 in her career and just six blocks from 400 in her career.
- She started all eight playoff games while helping lead Charlotte to the WNBA Finals in 2001.
- She is Canadian born and was a member of the 2000 Canadian Olympic Team. Her parents still reside in Toronto.



Sutton-Brown's Career Highs

MIN:	50, at NY, 3ot, 6/26/08
FGM:	10, vs. ORL, 7/17/02
FGA:	16, vs. NY, 8/12/05
3-pt FGM:	0
3-pt FGA:	1, at WAS, 9/2/08
FTM:	10, at ORL, 7/12/02
FTA:	12, vs. IND, 5/28/04
OR:	7, at WAS, 7/15/04
DR:	12, vs. IND, 6/26/04
TR:	15, vs. NY, 6/26/08
AST:	5, at CON, 6/29/07
ST:	4, vs. CON, 8/23/05
BKS:	6, at IND, 7/28/04
PTS:	26, vs. PHO., 9/14/08

Career highs established, or tied, during 2009 season are underlined bold.

SUTTON-BROWN'S GAME-BY-GAME STATISTICS

Date	Opponent	W-L	G	GS	MIN	FG	FGA	3P	3PA	FT	FTA	OR	DR	TR	A	PF	ST	TO	BS	PTS
6/6	at Atlanta	L	1	1	29:55	7	13	0	0	1	2	2	3	5	1	4	0	2	1	15
6/7	Minnesota	L	1	1	17:50	1	4	0	0	0	0	2	1	3	0	2	0	1	0	2
6/9	Seattle	W	1	1	32:40	4	8	0	0	2	2	6	4	10	0	5	0	2	1	10
6/12	Los Angeles	W	1	1	25:27	4	8	0	0	0	0	2	3	5	0	3	1	5	3	8
6/19	at Detroit	W	1	1	26:09	2	5	0	0	6	8	2	7	9	1	4	0	1	1	10
6/21	Detroit	W	1	1	32:17	5	7	0	0	3	4	3	6	9	4	2	1	2	2	13
6/26	at New York	W	1	1	36:10	1	4	0	0	5	6	3	3	6	0	6	0	2	4	7
6/27	New York	W	1	1	22:17	1	9	0	0	1	2	0	4	4	1	2	2	1	2	3
7/2	Connecticut	W	1	1	30:44	6	11	0	0	2	2	2	12	14	0	1	1	2	5	14
7/5	Atlanta	W	1	1	32:06	7	14	0	0	8	8	5	4	9	2	2	1	0	1	22
7/10	at Chicago	W	1	1	20:54	5	9	0	0	1	2	1	6	7	0	1	1	2	1	11
7/15	Chicago	W	1	1	33:12	10	11	0	0	2	3	0	4	4	2	4	0	2	2	22
7/17	Atlanta	W	1	1	25:44	4	11	0	0	5	6	4	3	7	3	4	1	3	2	13
7/19	at Connecticut	L	1	1	22:58	1	3	0	0	4	6	0	3	3	0	4	0	3	2	6
7/21	at Washington	W	1	1	31:47	5	7	0	0	6	12	1	8	9	1	3	1	2	2	16
7/23	at San Antonio	L	1	1	18:49	2	5	0	0	4	4	1	1	2	0	2	0	1	0	8
7/28	Washington	W	1	1	22:10	0	4	0	0	2	2	0	1	1	1	3	1	2	0	2
7/30	Connecticut	W			Did Not Dress--Stress Reaction, Right Big Toe															
8/2	at Washington	W			Did Not Dress--Stress Reaction, Right Big Toe															
8/5	Chicago	W			Did Not Dress--Stress Reaction, Right Big Toe															
8/8	at Phoenix	W			Did Not Dress--Stress Reaction, Right Big Toe															
8/10	at Los Angeles	L			Did Not Dress--Stress Reaction, Right Big Toe															
8/13	at Minnesota	W			Did Not Dress--Stress Reaction, Right Big Toe															
8/15	Detroit	W	1	0	10:47	2	3	0	0	1	2	0	3	3	1	0	1	1	1	5
8/20	at Sacramento	L	1	0	15:41	1	3	0	0	2	2	0	3	3	1	4	1	1	1	4
8/22	at Seattle	L	1	1	17:58	1	3	0	0	3	4	0	2	2	0	2	1	1	0	5
8/27	San Antonio	W	1	1	22:27	5	14	0	0	2	2	1	5	6	1	1	0	1	0	12
8/29	Sacramento	L	1	1	28:47	3	4	0	0	4	4	2	5	7	0	6	0	3	2	10
9/2	Phoenix	L	1	1	26:06	7	11	0	0	5	7	1	3	4	0	2	0	2	1	19
9/4	at Detroit	L	1	1	36:02	3	14	0	0	4	6	3	6	9	0	3	0	0	1	10
9/6	Washington	W	1	1	29:43	5	11	0	0	3	5	3	8	11	0	4	2	2	4	13
9/8	at New York	W	1	1	8:52	0	0	0	0	0	0	0	2	2	1	0	0	0	1	0
9/10	at Chicago	L	1	1	22:21	3	8	0	0	0	1	0	4	4	3	2	0	5	0	6
9/13	at Connecticut	L			Did Not Dress--Coach's Decision															
Playoffs																				
9/17	at Washington	W	1	1	27:48	5	8	0	0	2	3	1	5	6	1	4	1	3	2	12
9/19	WASHINGTON	W	1	1	37:24	7	12	0	0	2	4	3	6	9	0	4	1	5	4	16
9/23	at Detroit	L	1	1	33:35	5	8	0	0	4	5	1	3	4	0	4	1	1	2	14
9/25	DETROIT	W	1	1	29:50	4	9	0	0	0	0	1	3	4	2	4	2	3	2	8
9/26	DETROIT	W	1	1	32:24	5	7	0	0	7	8	2	5	7	0	2	1	4	0	17
9/29	at Phoenix	L	1	1	37:31	8	17	0	0	3	5	3	3	6	1	5	1	3	0	19
10/1	at Phoenix	W	1	1	23:45	5	10	0	0	4	5	1	7	8	0	1	0	1	1	14
10/4	PHOENIX	W	1	1	29:39	4	12	0	0	0	0	1	3	4	0	1	1	2	2	9
10/7	PHOENIX	L	1	1	31:15	5	10	0	0	2	4	1	2	3	0	2	1	3	1	12



2009 Notes:

Last Game: Drawing her fifth DNP-CD of the last six games, she did not play in Game 4 vs. Phoenix, 10/7.


- Ending a run of three straight DNP-CDs, she played the last 25 seconds of the first half in Game 2 at Phoenix and drew all 0's.
- She logged just under three minutes in Game 2 vs. the Mystics, 9/19, and missed her only shot attempt. She had no rebounds or assists in Game 2.
- During the Fever's 17-3 run to start the fourth quarter of Game 1 at Washington, 9/17, she played

a role in nine of those points, scoring four of her own and handing out two assists—including one on Briann January's three-point play. In 14+ minutes, she added a rebound against the Mystics/

- In, by far, her most minutes (23) of the season, she scored a career-high nine points on 3-3 from beyond the 3-pt arc and dealt a team-high seven assists with two rebounds at Connecticut, 9/13.
- After scoring a total of six points on a pair of 3-pt FG in her first 18 appearances, she averaged 5.3 ppg and shot 6-10 FG (3-4 3-pt FG) from the floor in the last three games of the regular season.
- Prior to the game at Connecticut, she had totaled six assists and had no more than one in any of her first 20 games.
- Though she was scoreless on four attempts from the floor (0-1 3-pt FG), she was one of three Fever players at San Antonio, 7/23, with a team-high two steals. Those were her first steals since the game vs. Minnesota, 6/7.

Career & Personal Highlights

- A unanimous selection to the coaches' first-team All-Southeastern Conference team, she was also named a first-team All-SEC performer by the Associated Press and was a regional finalist for the State Farm Coaches' All-America Team.
- One of only two student-athletes nationally to earn a \$1,000 postgraduate scholarship from the WBCA, she was also recognized on ESPN The Magazine's Academic All-America women's third team presented by CoSIDA.
- She capped her tenure at Vanderbilt with a career-high 28 points on 10-23 FGS, 5-17 3-pt FGS and 3-4 FTS in the Commodores' four-point (78-74) loss to Maryland in the NCAA Tournament's Sweet 16, 3/28. She also led the team with six rebounds against the Terrapins. Her 17 attempts from beyond the 3-pt arc, and her 23 attempts from the floor overall, vs. Maryland were career-highs and her five 3-pt field goals were one short of her most ever.
- As a senior in 2008-09, she led the Commodores in scoring and rebounding with averages of 16.6 ppg and 5.7 rpg. She was second in the SEC in scoring and tied for third in 3-pt field goals made per game.
- After having been an All-Tournament selection in 2007, she was awarded the SEC Tournament MVP trophy in 2009. In the Commodores' three tournament games, she scored 61 points and pulled down 20 rebounds while playing all 120 minutes.



Wirth's Career Highs
 MIN:23, at CON, 9/13/09
 FGM:3, at CON, 9/13/09
 FGA:5, vs. L.A., 6/12/09
5, at CON, 9/13/09
 3-pt FGM:3, at CON, 9/13/09
 3-pt FGA:3, vs. L.A., 6/12/09
3, at CON, 9/13/09
 FTM:1, at CHI, 9/10/09
 FTA:1, at CHI, 9/10/09
 OR:1, vs. L.A., 6/12/09
1, vs. CON, 7/2/09
1, at CON, 9/13/09
 DR:3, at CHI, 7/10/09
3, at NY, 9/8/09
 TR:3, at CHI, 7/10/09
3, at NY, 9/8/09
 AST:7, at CON, 9/13/09
 ST:2, at S.A., 7/23/09
 BKS:1, vs. NY, 6/27/09
 PTS:9, at CON, 9/13/09

WIRTH'S GAME-BY-GAME STATISTICS

Date	Opponent	W-L	G	GS	MIN	FG	FGA	3P	3PA	FT	FTA	OR	DR	TR	A	PF	ST	TO	BS	PTS	
6/6	at Atlanta	L	1	0	2:47	0	0	0	0	0	0	0	0	0	1	0	0	0	0	0	
6/7	Minnesota	L	1	0	6:25	0	2	0	2	0	0	0	0	0	0	0	1	0	0	0	
6/9	Seattle	W	1	0	1:44	0	0	0	0	0	0	0	0	0	0	0	0	0	0	0	
6/12	Los Angeles	W	1	0	5:07	1	5	1	3	0	0	1	1	2	0	0	0	0	0	3	
6/19	at Detroit	W	1	0	9:13	0	3	0	2	0	0	0	1	1	0	1	0	0	0	0	
6/21	Detroit	W	Did Not Play--Coach's Decision																		
6/26	at New York	W	1	0	0:22	0	0	0	0	0	0	0	0	0	1	0	0	0	0	0	
6/27	New York	W	1	0	11:19	1	2	1	1	0	0	0	2	2	1	0	0	0	1	3	
7/2	Connecticut	W	1	0	5:09	0	1	0	0	0	0	1	0	1	0	0	0	0	0	0	
7/5	Atlanta	W	1	0	2:27	0	0	0	0	0	0	0	0	0	0	0	0	0	0	0	
7/10	at Chicago	W	1	0	11:49	0	0	0	0	0	0	0	3	3	2	4	0	0	0	0	
7/15	Chicago	W	Did Not Play--Coach's Decision																		
7/17	Atlanta	W	Did Not Play--Coach's Decision																		
7/19	at Connecticut	L	1	0	0:12	0	0	0	0	0	0	0	0	0	0	1	0	0	0	0	
7/21	at Washington	W	Did Not Play--Coach's Decision																		
7/23	at San Antonio	L	1	0	15:43	0	4	0	1	0	0	0	0	0	0	0	2	0	0	0	
7/28	Washington	W	Did Not Play--Coach's Decision																		
7/30	Connecticut	W	Did Not Play--Coach's Decision																		
8/2	at Washington	W	1	0	1:29	0	1	0	0	0	0	0	0	0	0	1	0	0	0	0	
8/5	Chicago	W	1	0	2:06	0	0	0	0	0	0	0	1	1	0	0	0	0	0	0	
8/8	at Phoenix	W	Did Not Play--Coach's Decision																		
8/10	at Los Angeles	L	1	0	0:54	0	1	0	1	0	0	0	0	0	0	0	0	0	0	0	
8/13	at Minnesota	W	Did Not Play--Coach's Decision																		
8/15	Detroit	W	1	0	2:04	0	0	0	0	0	0	0	0	0	0	0	0	0	0	0	
8/20	at Sacramento	L	Did Not Play--Coach's Decision																		
8/22	at Seattle	L	Did Not Play--Coach's Decision																		
8/27	San Antonio	W	1	0	0:27	0	0	0	0	0	0	0	0	0	0	0	0	0	0	0	
8/29	Sacramento	L	Did Not Play--Coach's Decision																		
9/2	Phoenix	L	1	0	3:12	0	0	0	0	0	0	0	0	0	0	0	0	1	0	0	
9/4	at Detroit	L	Did Not Play--Coach's Decision																		
9/6	Washington	W	Did Not Play--Coach's Decision																		
9/8	at New York	W	1	0	11:40	2	2	0	0	0	0	0	3	3	1	1	0	0	0	4	
9/10	at Chicago	L	1	0	3:15	1	3	0	1	1	1	0	0	0	0	0	0	1	0	3	
9/13	at Connecticut	L	1	0	23:10	3	5	3	3	0	0	1	1	2	7	4	0	1	0	9	
Playoffs																					
9/17	at Washington	W	1	0	14:23	2	5	0	2	0	0	0	1	1	2	2	0	0	0	4	
9/19	WASHINGTON	W	1	0	2:49	0	1	0	0	0	0	0	0	0	0	1	0	0	0	0	
9/23	at Detroit	L	1	0	2:10	0	0	0	0	0	0	0	0	0	0	0	0	1	0	0	
9/25	DETROIT	W	Did Not Play--Coach's Decision																		
9/26	DETROIT	W	Did Not Play--Coach's Decision																		
9/29	at Phoenix	L	Did Not Play--Coach's Decision																		
10/1	at Phoenix	W	1	0	0:25	0	0	0	0	0	0	0	0	0	0	0	0	0	0	0	
10/4	PHOENIX	W	Did Not Play--Coach's Decision																		
10/7	PHOENIX	W	Did Not Play--Coach's Decision																		